



THE OPPORTUNITY GAP

OPPORTUNITY: a set of circumstances that makes it possible to do something.

GAP: a break or hole in an object or between two objects.

OPPORTUNITY GAP: Together, these words showcase the disparity in access and ability to have a high quality education for some kids. And it's not the kids' fault.

In IPS schools, the educational opportunity gap is stark:



36.3% of white students passed both the English and Math sections of ILEARN




5.4% of Black students passed both the English and Math sections of ILEARN




8.3% of Latino students passed both the English and Math sections of ILEARN

THIS is the Opportunity Gap


And it's not the kids' fault.



Of the 3,525 Black IPS students who took the ILEARN, 191 passed both sections (ELA/Math).



Of the 3,410 Latino IPS students who took the ILEARN, 282 passed both sections.



Of the 2,369 white IPS students who took the ILEARN, 861 passed both sections.

White students in IPS are **nearly 7 times** more likely to test on grade level compared to their Black peers and **4 ½ times** more likely to test on grade level compared to their Latino peers.

All children are capable of amazing achievement in the classroom. It comes down to the opportunities provided by our public education system. These public schools are all helping Black and Brown students achieve at rates much higher than the state average.

These public schools are far outpacing the state average ILEARN passing rates for ELA/Math

TOP 5 PUBLIC SCHOOLS FOR BLACK STUDENTS IN INDIANAPOLIS:

School Name	School Type	Proficiency	STATE AVERAGE: 10.9%
Paramount Community Heights	Public Charter	56.9%	>5 times better than the state average
Indiana Math & Science Academy	Public Charter	39.7%	3½ times better than the state average
Paramount Englewood	Public Charter	38.1%	Nearly 3½ times better than the state average
Paramount School of Excellence - Brookside	Public Charter	34.5%	>3 times better than the state average
George W Carver School 87	IPS Magnet	27.0%	Nearly 2½ times better than the state average

TOP 5 PUBLIC SCHOOLS FOR LATINO STUDENTS IN INDIANAPOLIS:

School Name	School Type	Proficiency	STATE AVERAGE: 17.4%
Paramount Community Heights	Public Charter	75.0%	>4 times better than the state average
Paramount School of Excellence - Brookside	Public Charter	41.8%	Nearly 2½ times better than the state average
Paramount Englewood	Public Charter	29.8%	Nearly 2 times better than the state average
Paramount Online Academy	IPS Innovation	26.3%	1½ times better than the state average
Indiana Math & Science Academy	Public Charter	22.3%	Slightly better than the state average

Top Schools: Based on the SAT

Schools outpacing the state average

IPS partnerships with local public charter high schools are contributing to greater achievement for Black and Latino students in the district. On average, IPS innovation charter high schools are outpacing the state average for Black student outcomes on the SAT by 67%. **This is evidence that partnership and collaboration in growing quality school programs can work to address the opportunity gap.**

These public schools are far outpacing the state average SAT passing rates

TOP 5 PUBLIC HIGH SCHOOLS FOR BLACK STUDENTS IN INDIANAPOLIS:

School Name	School Type	SAT passing rates	STATE AVERAGE: 8.1%
Herron High School	IPS Innovation	37.8%	> 4½ times better than the state average
IN Math & Science Academy - North	Public Charter	21.7%	> 2½ times better than the state average
Herron-Riverside High School	IPS Innovation	20.9%	2½ times better than the state average
BELIEVE Circle City High School	Public Charter	16.0%	Nearly 2 times better than the state average
Charles A Tindley Accelerated School	Public Charter	11.4%	Slightly better than the state average

TOP 3 PUBLIC HIGH SCHOOLS FOR LATINO STUDENTS IN INDIANAPOLIS:

School Name	School Type	SAT passing rates	STATE AVERAGE: 14.3%
Herron High School	IPS Innovation	42.9%	3 times better than the state average
Herron-Riverside High School	IPS Innovation	26.7%	Nearly 2 times better than the state average
Victory College Prep	Public Charter	15.4%	Slightly better than the state average