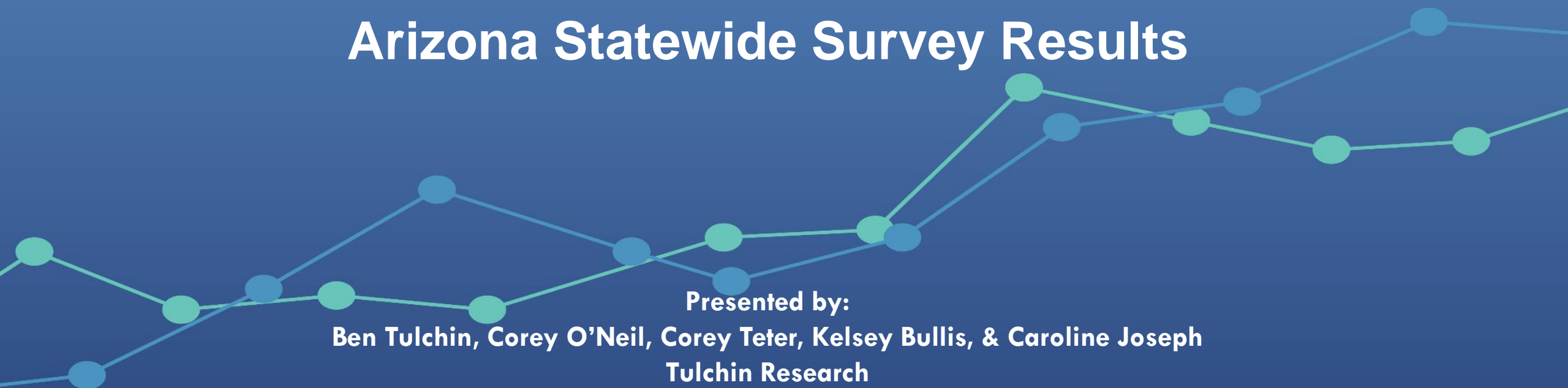




# Arizona Statewide Survey Results



**Presented by:**

**Ben Tulchin, Corey O'Neil, Corey Teter, Kelsey Bullis, & Caroline Joseph**

**Tulchin Research**

**November 2023**

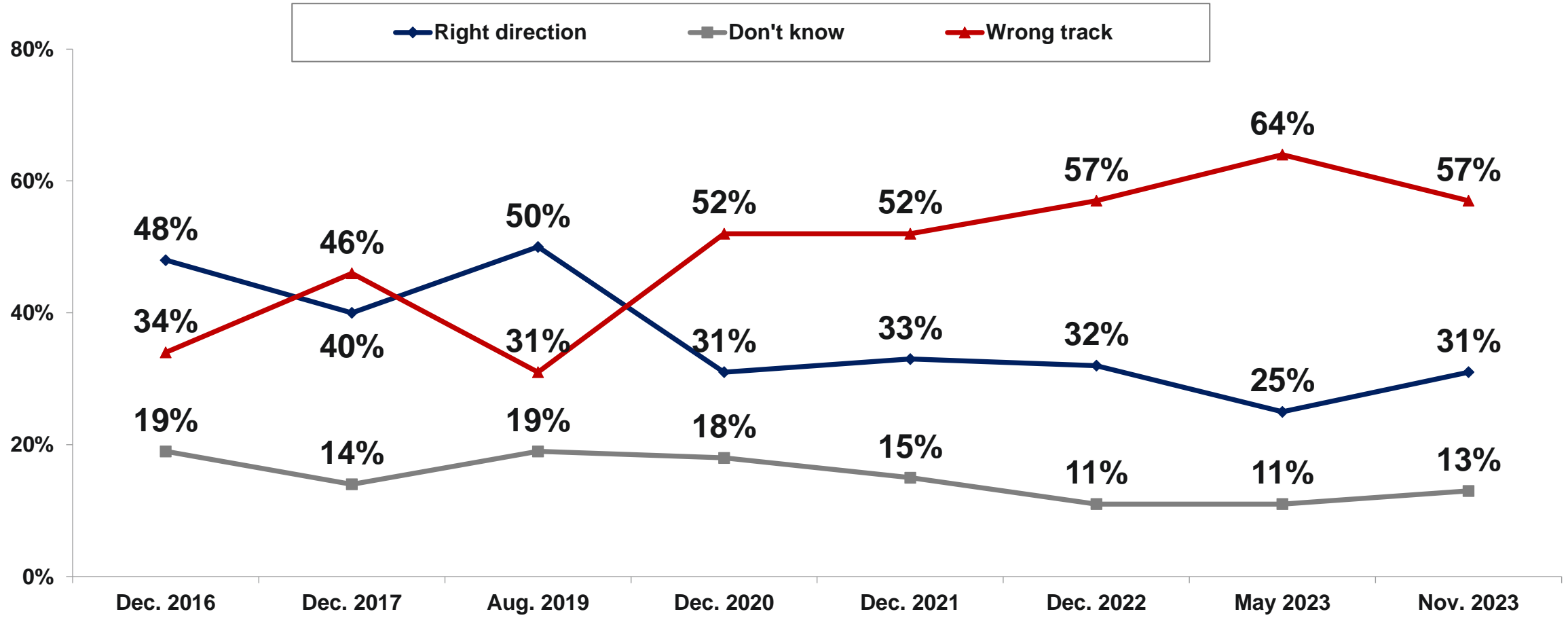
# Methodology

- **Arizona statewide survey among 800 likely 2024 general election voters.**
- **The margin of error is +/- 3.47% for the full 800 sample.**
- **Live phone interviews conducted in English and Spanish by professional callers dialing both landlines and cell phones as well as interviewing a portion of respondents online through e-mails and text messages from the voter file.**
- **Fielded November 13-20, 2023.**



# General Mood & Sentiments

# Direction of Arizona Over Time

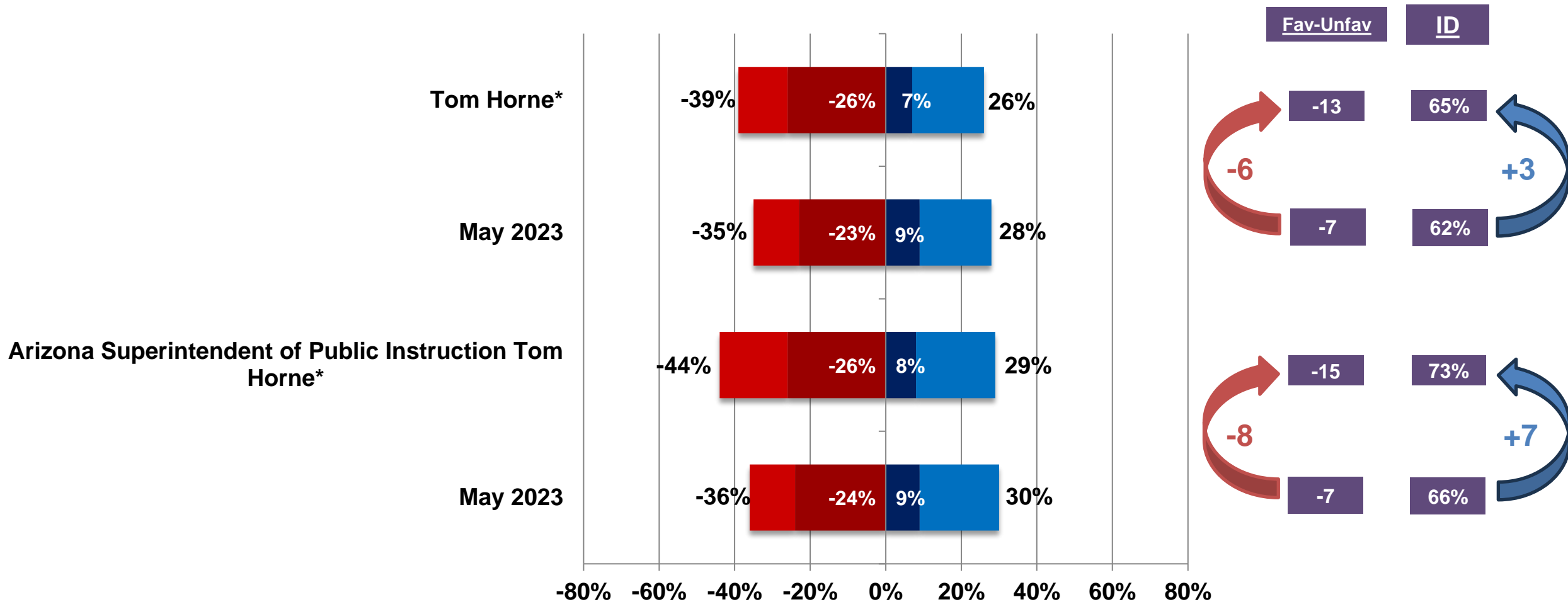


Moore Information Group

Tulchin Research

# Favorability of Arizona Superintendent of Public Instruction Tom Horne: Horne's Favorability Has Decreased Since May, While His Name ID Has Increased

Here is a list of public figures, organizations, and terms. Please indicate if you have a very favorable, somewhat favorable, somewhat unfavorable, or very unfavorable opinion of each. If you've never heard of them, please indicate so.



\*Split Sample

■ Total Unfavorable ■ Very Unfavorable ■ Very Favorable ■ Total Favorable

# Job Approval of Tom Horne Remains Under Water Since May

Here is a list of public figures, organizations, and terms. Please indicate whether you strongly approve, somewhat approve, somewhat disapprove, or strongly disapprove of how each of the following are doing their job.

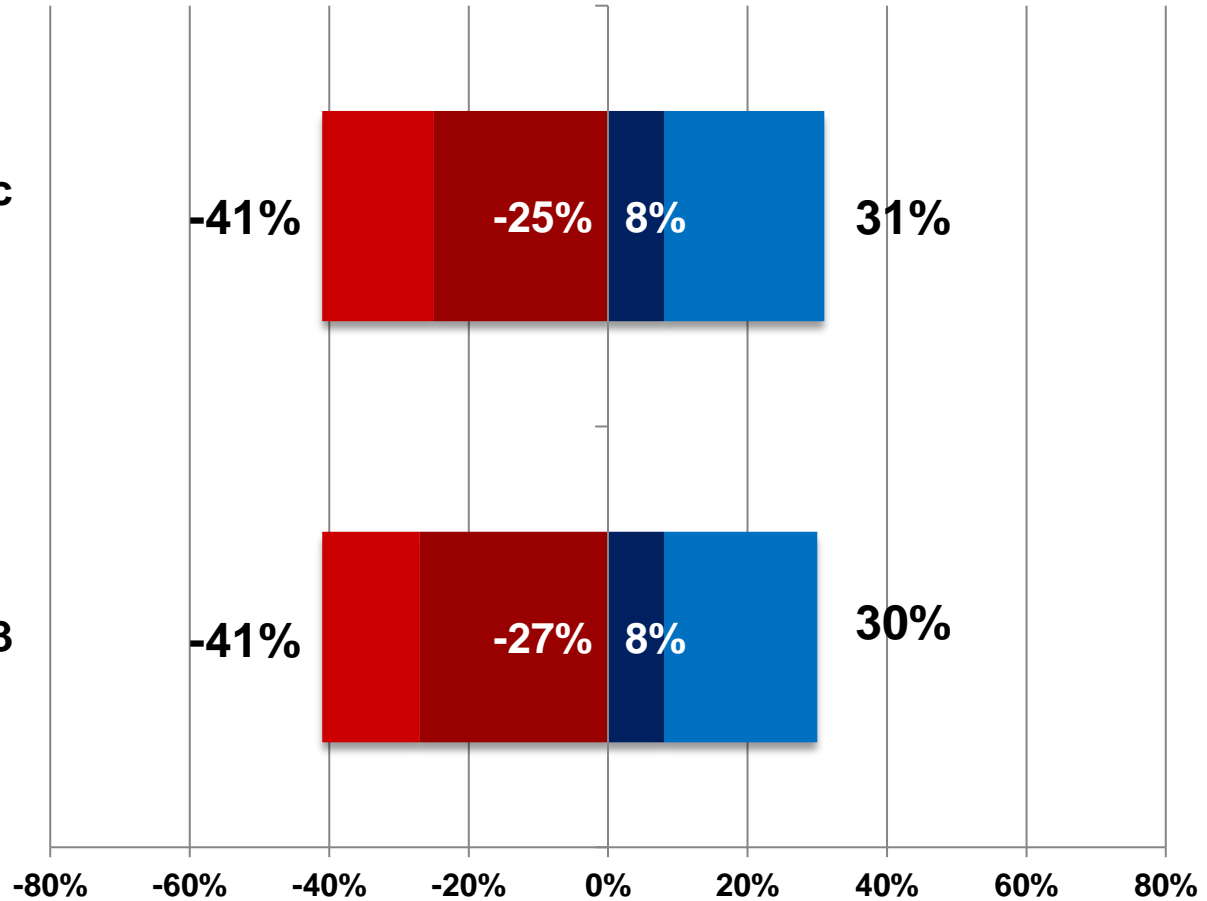
Approve -  
Disapprove

-10

-11

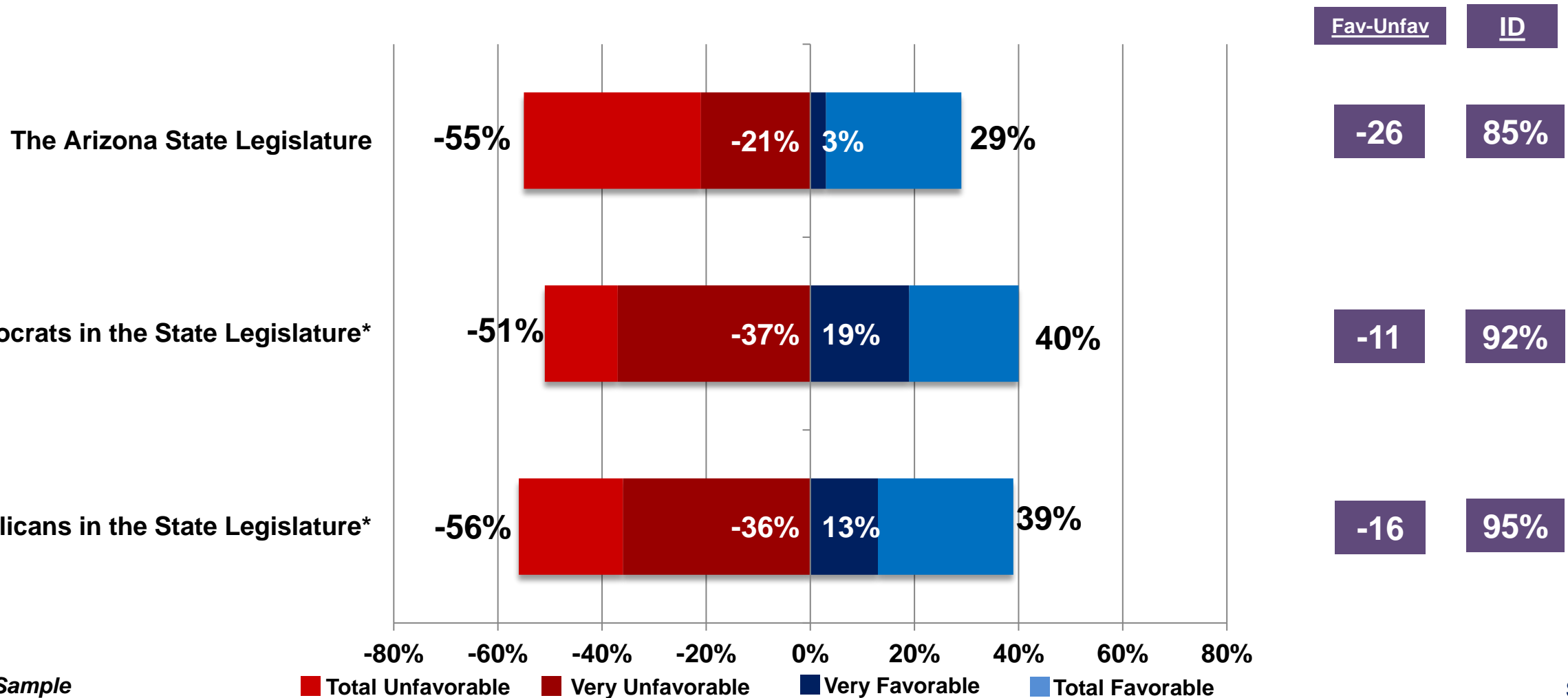
**Tom Horne as Arizona Superintendent of Public Instruction**

**May 2023**



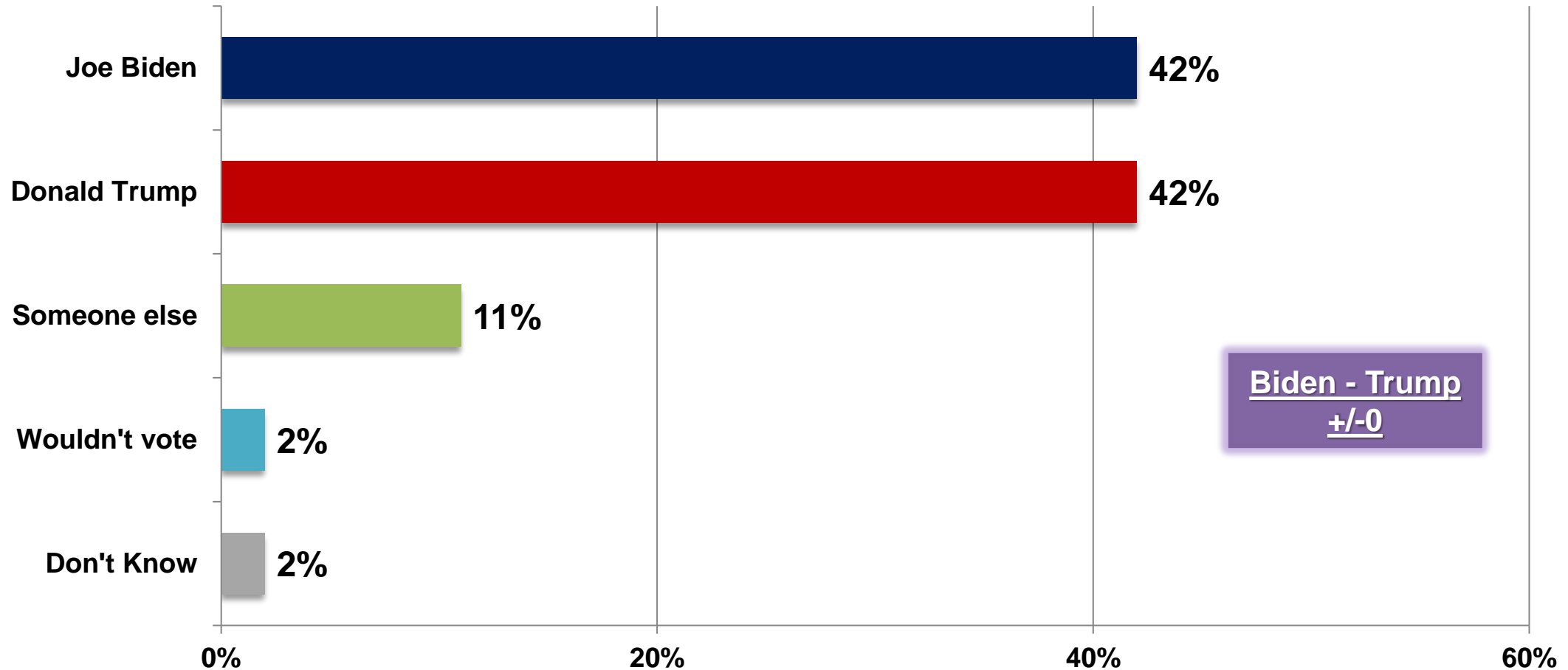
## Favorability of Notable Institutions & Organizations

Here is a list of public figures, organizations, and terms. Please indicate if you have a very favorable, somewhat favorable, somewhat unfavorable, or very unfavorable opinion of each. If you've never heard of them, please indicate so.



## 2024 Presidential Vote: Biden and Trump Tied in Support

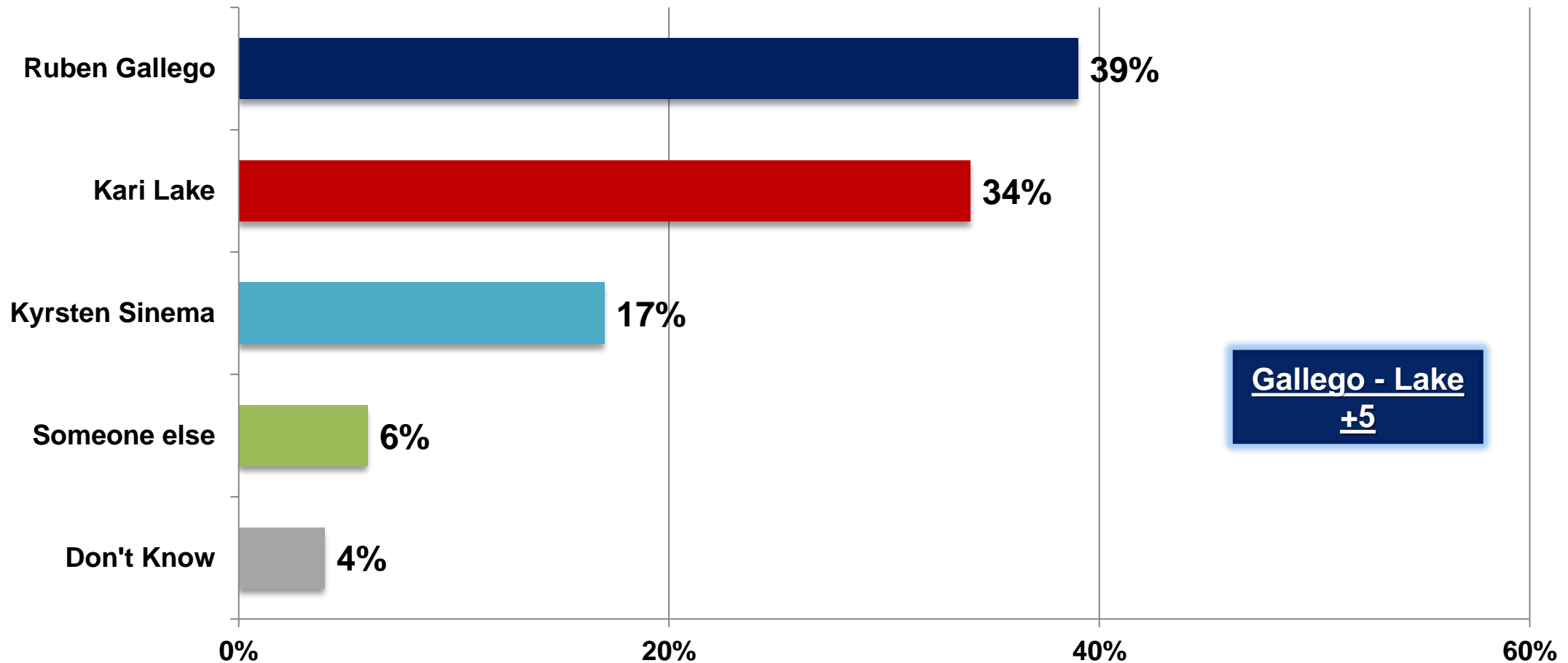
While it is some ways off, if the November 2024 general election for President were held today, for whom would you vote if the candidates were **(ROTATE)** Joe Biden, the Democrat **[OR]** Donald Trump, the Republican? **(IF UNDECIDED)** Well, toward which candidate do you lean?





## 2024 U.S. Senate Vote: Gallego Leads the Field

And if the November 2024 general election for United States Senate were held today, for whom would you vote if the candidates were (ROTATE) Ruben Gallego, the Democrat; Kari Lake, the Republican; [OR] Kyrsten Sinema, the independent? (IF UNDECIDED) Well, toward which candidate do you lean?

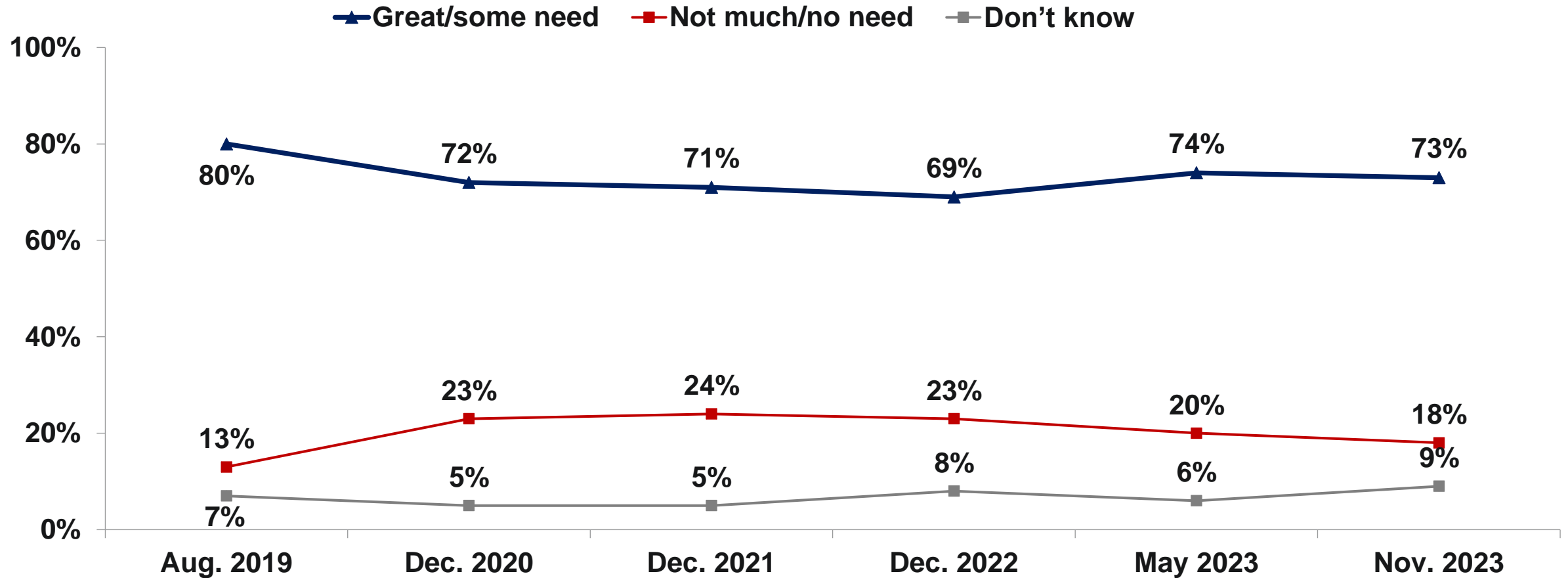




# Education and Schools

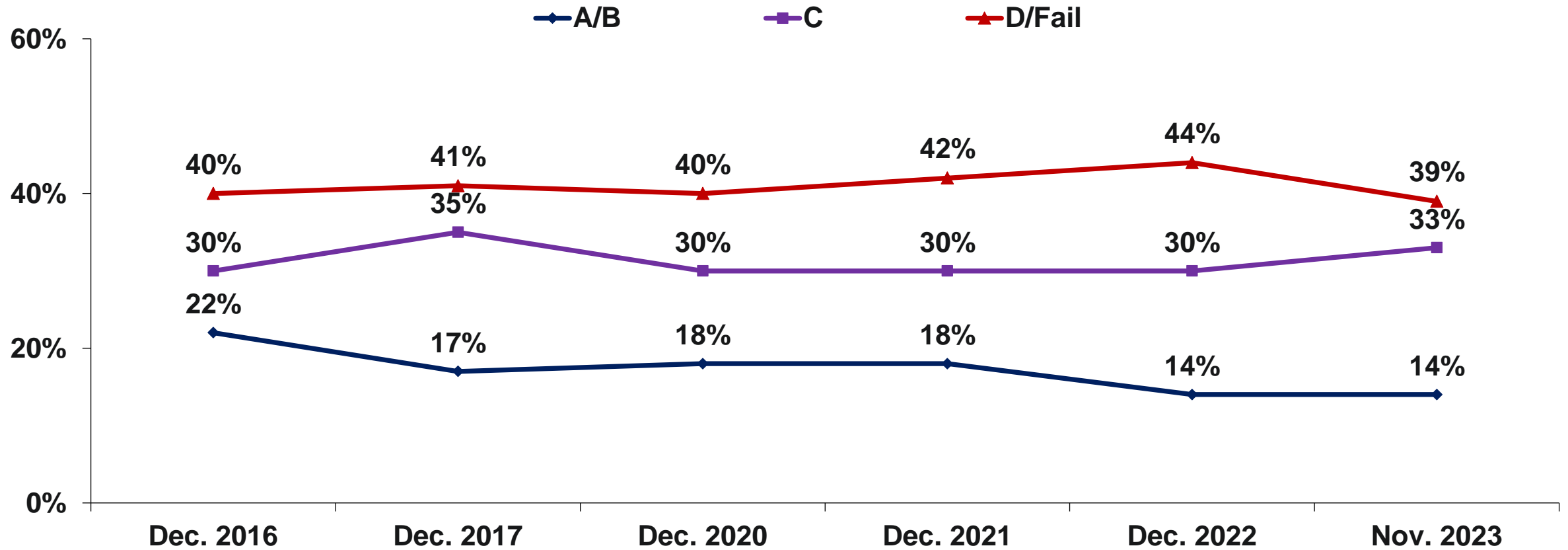
# Need for Arizona Public School Funding

*In your opinion, how much of a need is there for additional funds for Arizona's public schools – great need, some need, not much of a need, no need?*



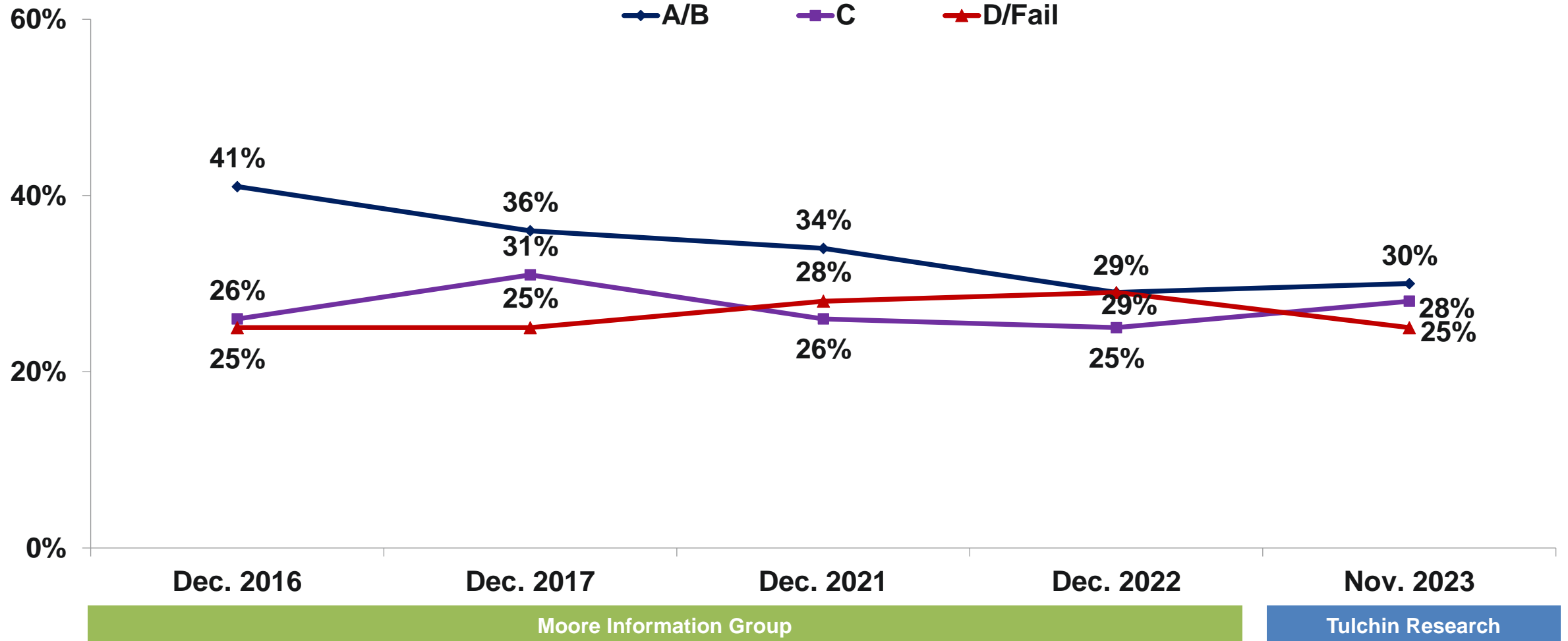
# Current Perceptions of Arizona Public Schools

I want to ask you a question about Arizona's public schools in grades K-12. As you know, students are often graded A, B, C, D or Fail on the quality of their work. Using that system, how would you grade public schools in Arizona, as A, B, C, D or Fail?



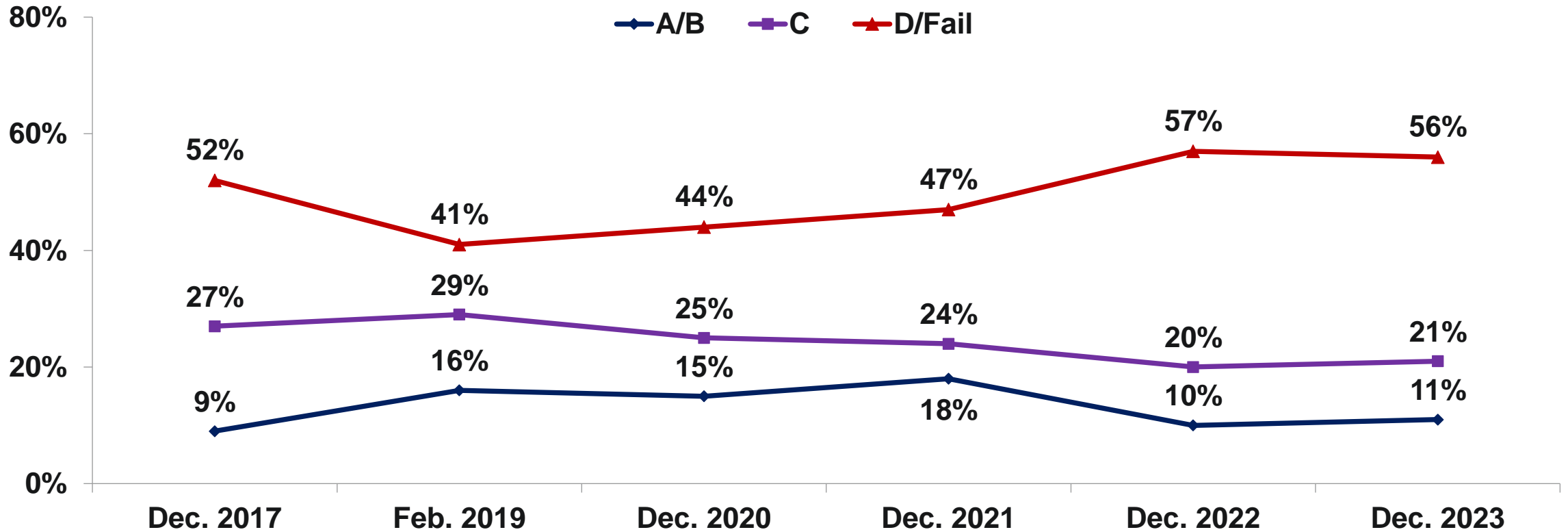
# Current Perceptions of Schools in Your Community

*And using that same grading scale, how would you grade public schools in your community or neighborhood, as A, B, C, D or Fail?*



# Grading AZ Legislature on Public Schools

*And what grade would you give the Arizona State Legislature, when it comes to helping Arizona's public schools — A, B, C, D, or Fail?*



Moore Information Group

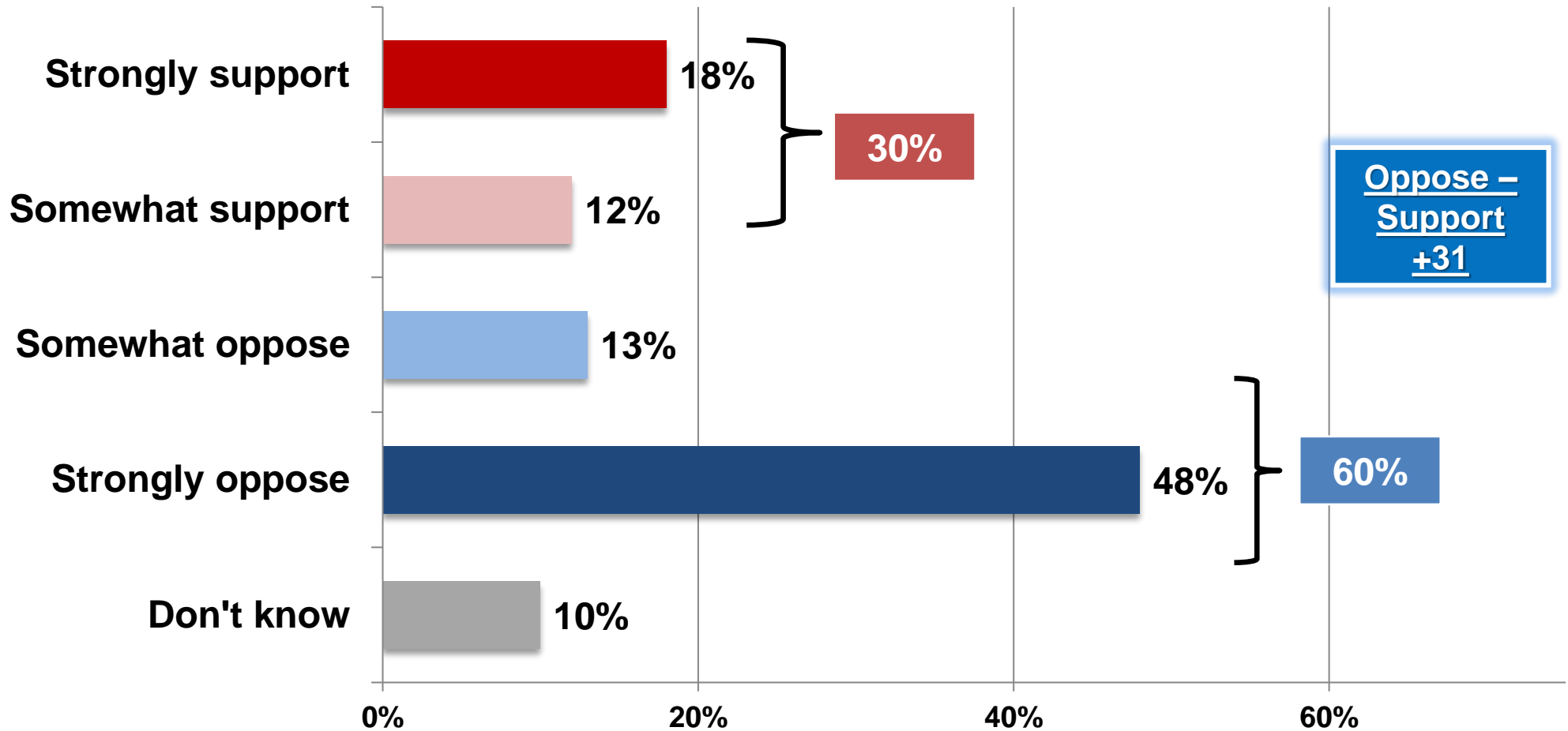
Tulchin Research



# Arizona's Empowerment Scholarship Account (ESA) Voucher Program

## Opposition After Voters Hear Arguments Against the ESA Program

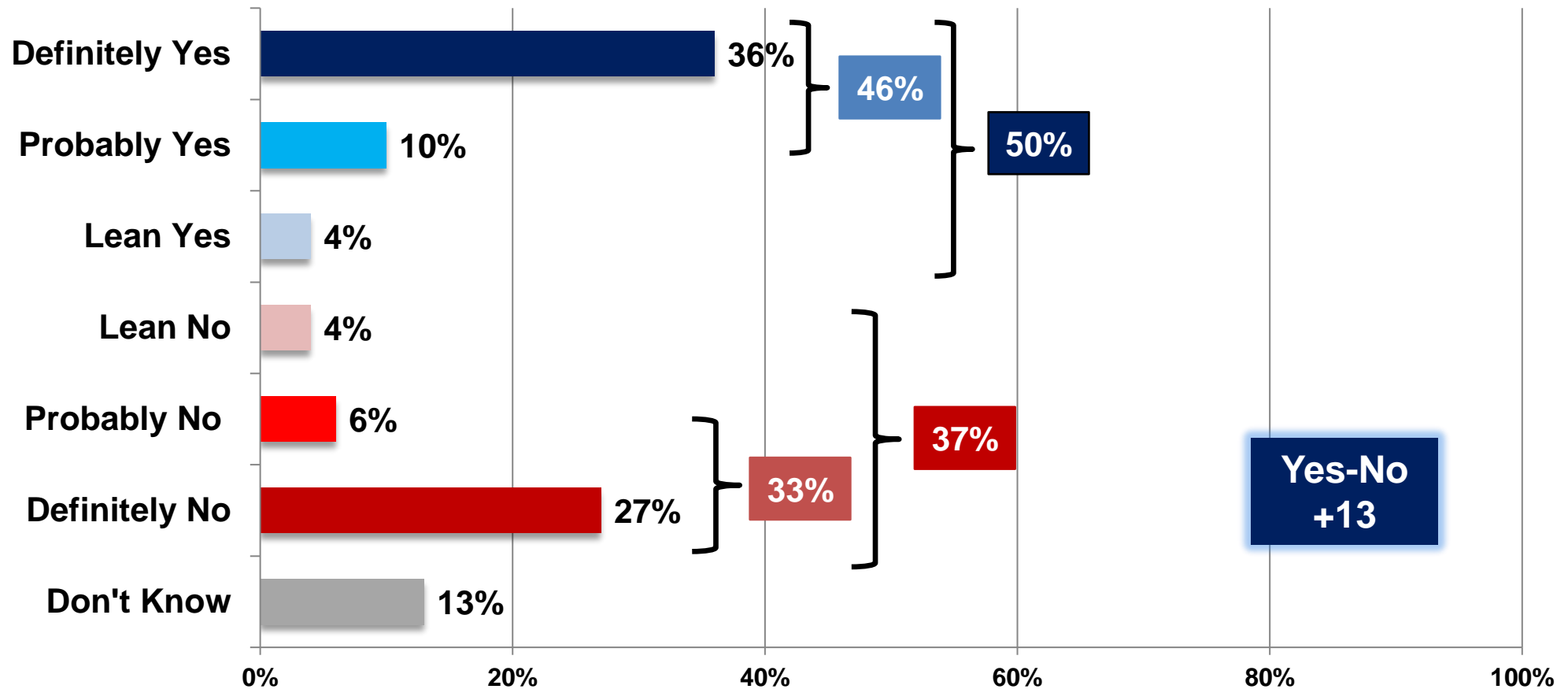
*Now that you have more information, do you strongly support, somewhat support, somewhat oppose or strongly oppose the newly implemented universal ESA Voucher Program?*





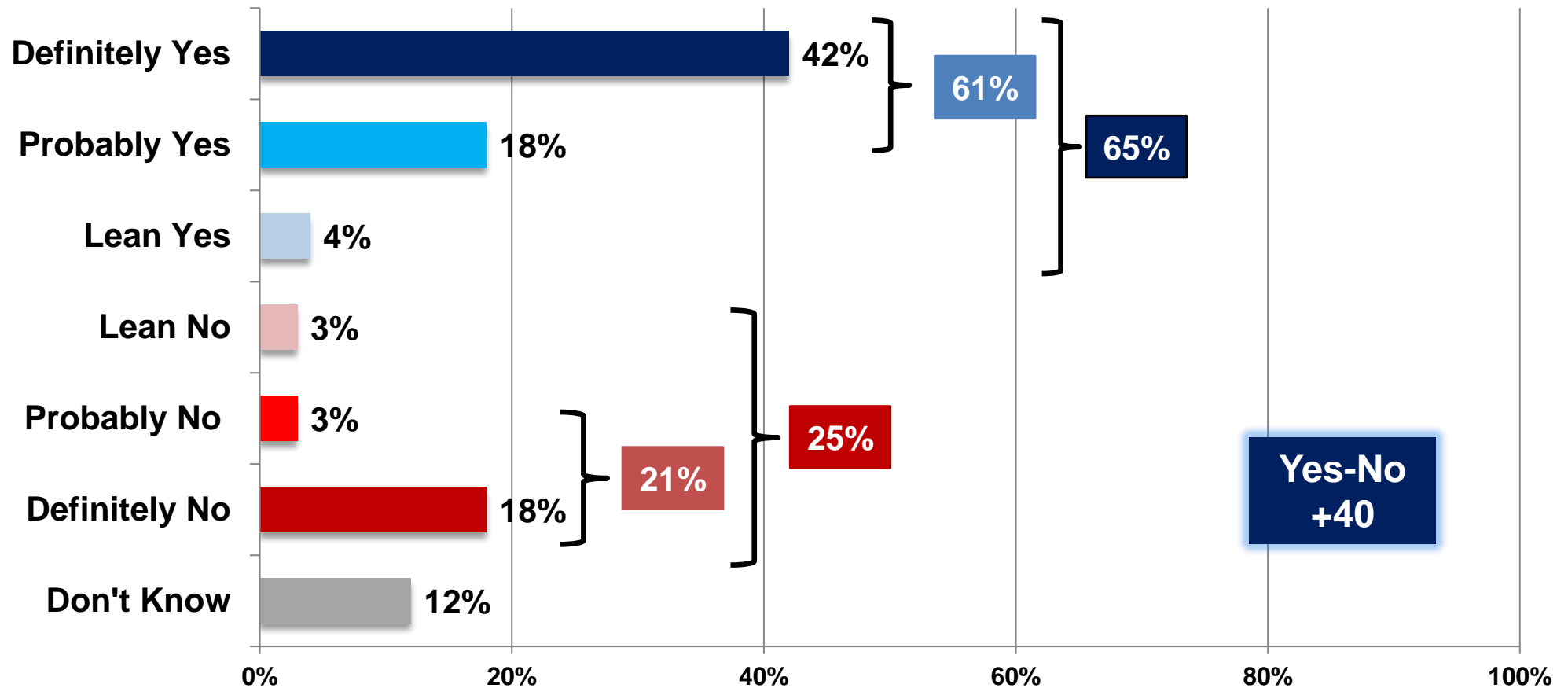
## Eliminating the ESA Voucher Program

Would you vote Yes or No on a ballot measure that would eliminate the ESA voucher system in Arizona? **(IF CHOICE)**  
And is that definitely **YES/NO** or probably **YES/NO**? **(IF UNDECIDED)** Well, in which way would you lean?



## Reforming the ESA Voucher Program

Would you vote yes or no on a ballot measure to reform the ESA voucher system in Arizona by imposing a limit on how much money can be spent each year on the program, limit the program to students in need, and require more transparency, accountability and oversight for how schools spend the funds? (IF CHOICE) And is that definitely YES/NO or probably YES/NO? (IF UNDECIDED) Well, in which way would you lean?



## Possible Forms of Accountability for the ESA Voucher Program

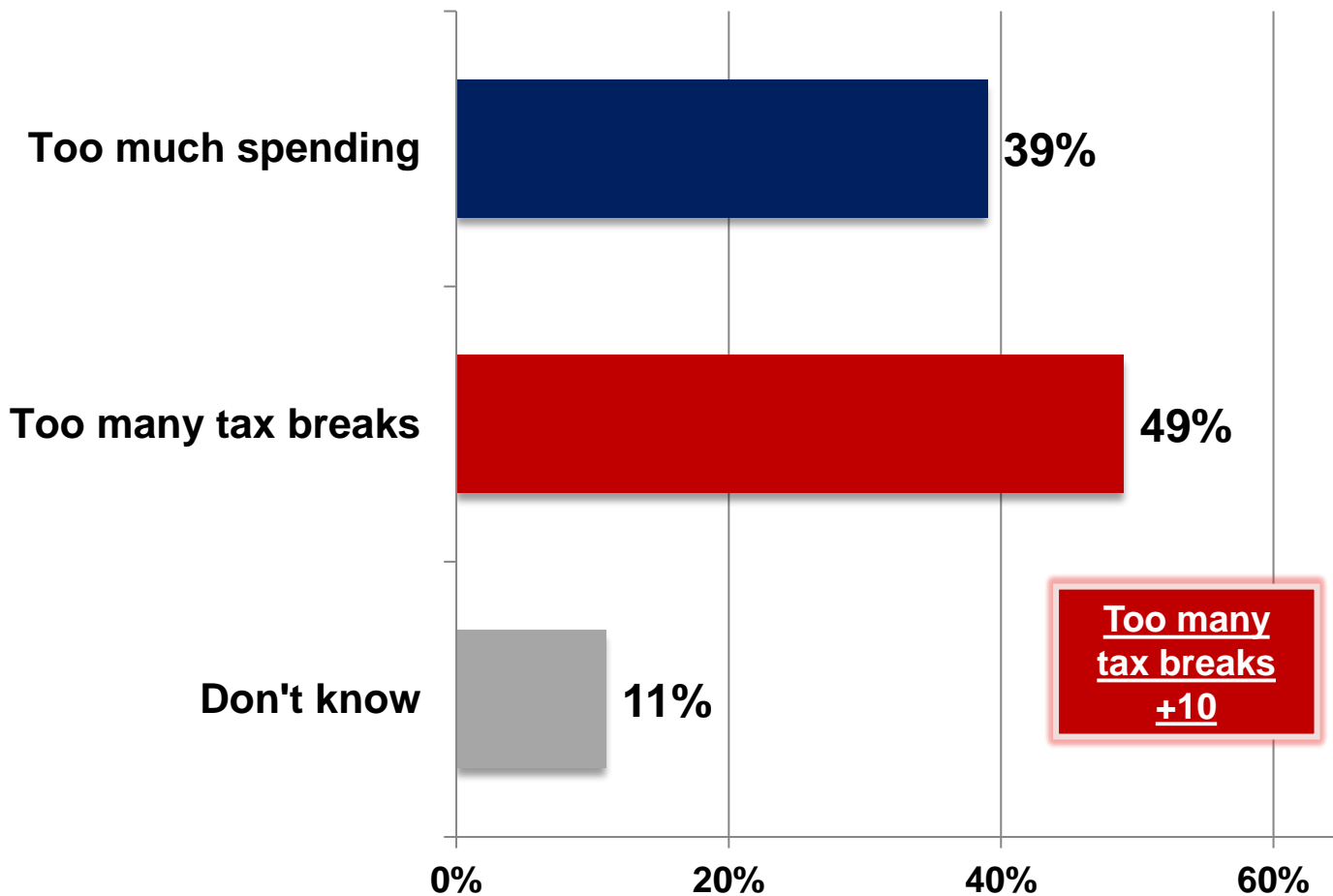
<i>Here are some forms of accountability that could be put in place to the voucher system more stability and oversight. Please tell me which one of the following would be most effective. (FIRST CHOICE)</i>	<u>ALL</u>	<u>DEM</u>	<u>IND/OTHER</u>	<u>REP</u>	<u>LATINO</u>
<b>(TRANSPARENCY)</b> Mandatory financial transparency and accountability similar to public school requirements	38%	46%	43%	26%	40%
<b>(BACKGROUND CHECKS)</b> Mandatory background checks and fingerprint clearance for any person or organization accepting ESA dollars, similar to public school requirements	18%	13%	15%	24%	19%
<b>(ASSESSMENTS)</b> Mandatory assessments and reporting of student performance similar to public school requirements	17%	15%	16%	19%	15%
<b>(BOARD)</b> A special board that would oversee the appropriate use of ESA dollars by parents and by the receiving school	12%	11%	13%	12%	11%
<b>NONE</b>	7%	4%	8%	10%	7%
<b>DON'T KNOW</b>	9%	10%	7%	9%	7%



# Arizona's Education Budget

## Voters Think Budget Shortfall is a Result of Too Many Tax Breaks for Corporations and the Wealthy

The Arizona state budget is now projecting a \$400 million shortfall. In your opinion is this the result of too much spending or too many tax breaks for big corporations and the wealthy?



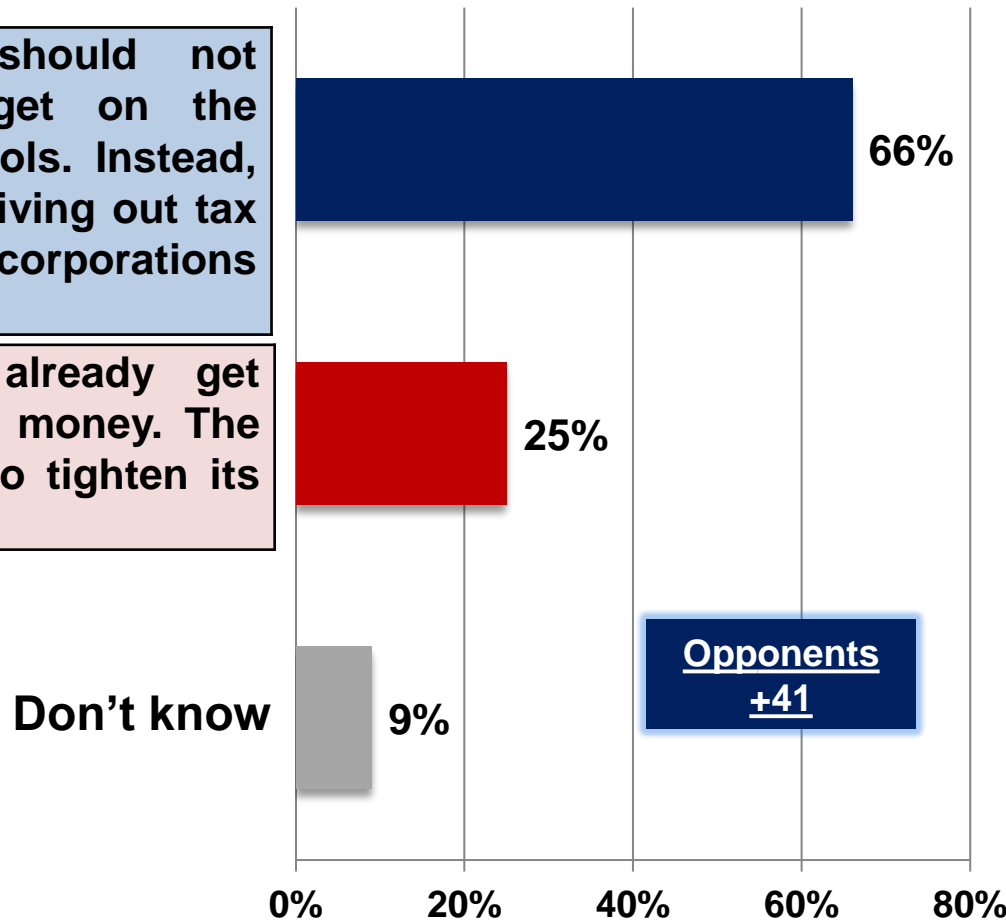
Spending v. Tax Breaks by Party				
	Dem	Ind/Other	Rep	Latino
Too much spending	7%	41%	65%	40%
Too many tax breaks	81%	52%	20%	53%
Don't know	11%	7%	15%	7%
Spending-Tax breaks	-74	-11	+45	-13

## Voters Overwhelmingly Believe the Legislature Should Stop Giving Out Tax Breaks Instead of Taking Funds From Schools

Below is a pair of statements about the Arizona State Legislature and a potential revenue shortfall in the state budget. Please indicate which statement is closer to your own view. (ROTATE STATEMENTS)

The legislature should not balance the budget on the backs of our schools. Instead, they should stop giving out tax breaks to large corporations and the wealthy.

Arizona schools already get more than enough money. The legislature needs to tighten its belt.



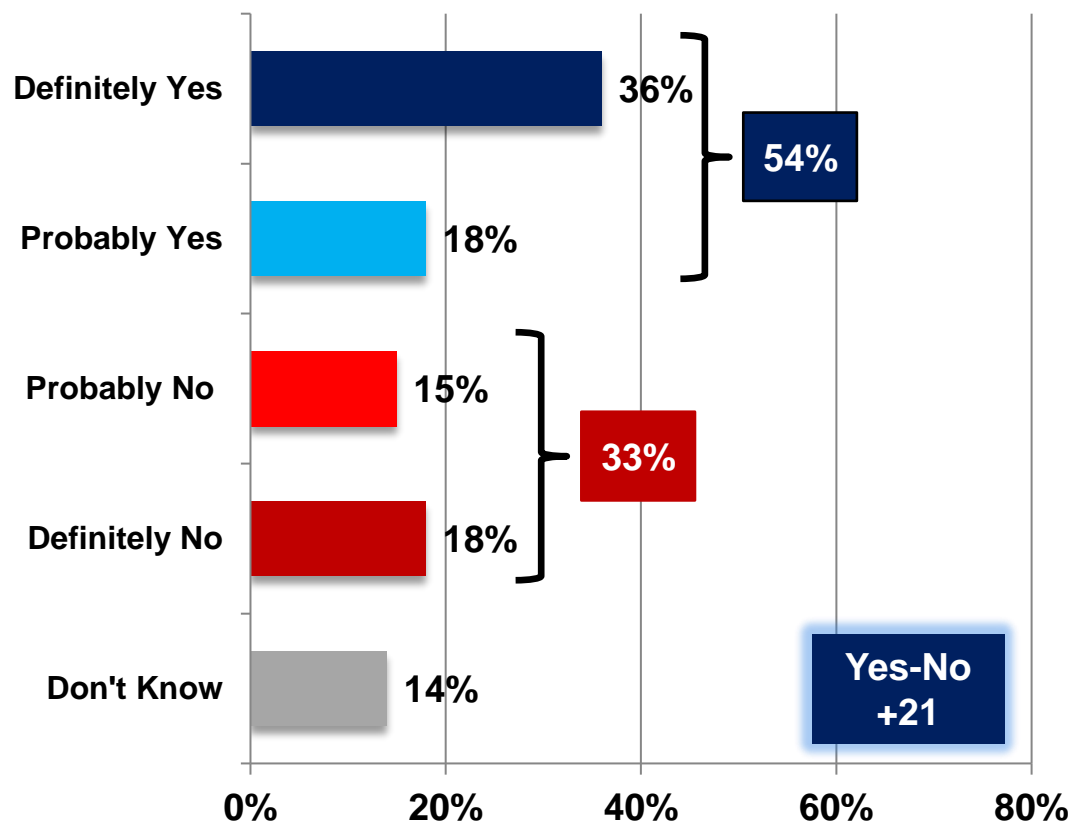
Stop Tax Breaks v. Tighten Belt by Party				
	Dem	Ind/ Other	Rep	Latino
Stop Tax Breaks	90%	65%	46%	64%
Tighten belt	6%	23%	42%	21%
Don't know	5%	12%	11%	14%
<b>Stop Tax Breaks – Tighten Belt</b>	<b>+84</b>	<b>+42</b>	<b>+4</b>	<b>+43</b>

# Reforming the Expenditure Limit

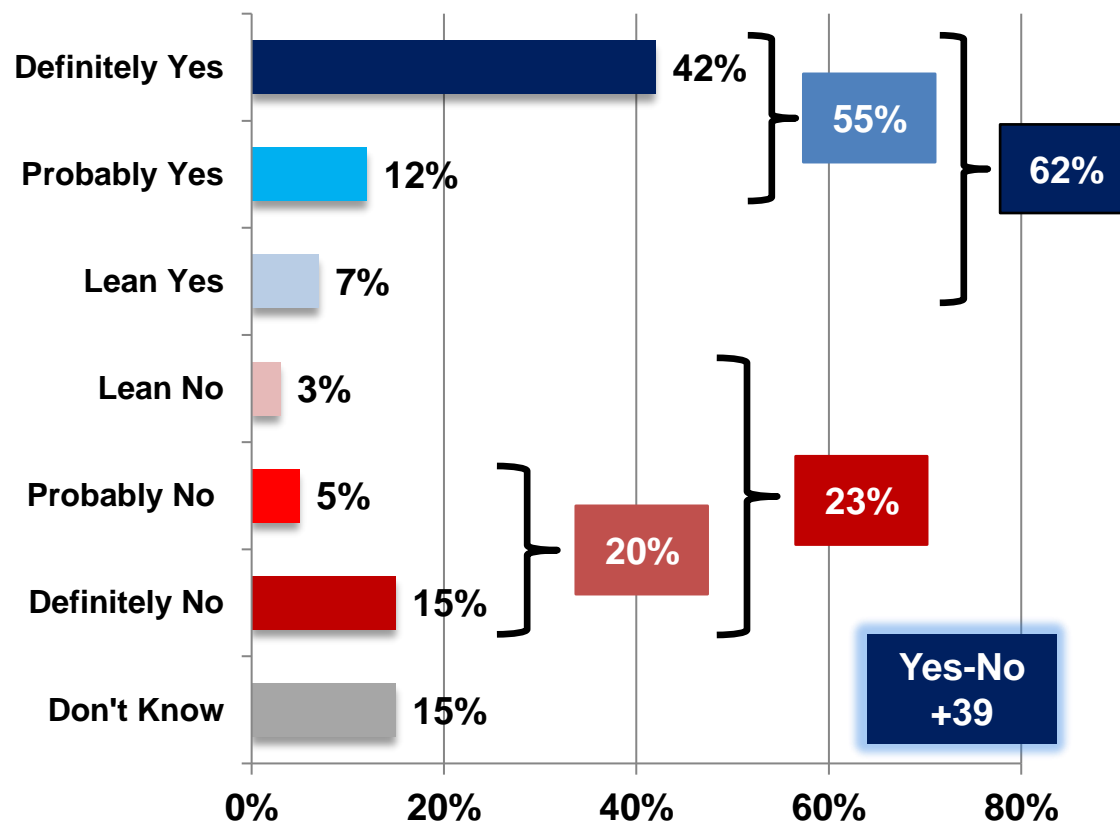
Each year, Arizona is the only state that sets a spending limit on schools known as “the aggregate expenditure limit.” This rule prohibits education spending from exceeding a certain percentage of the state budget, regardless of whether the legislature has appropriated it. For schools to exceed this limit, it requires a two-thirds vote from the state legislature. Many view this budget process as overly bureaucratic and disconnected from schools' actual needs. The 2025 funding limit is insufficient for education needs in underfunded Arizona public schools. To address this issue and improve education, voters can opt to raise or eliminate the spending limit.

Now that you know this information, if there were a statewide ballot measure to address this problem by **reforming the expenditure limit** on education, would you vote Yes to reform the limit, or vote No to keep the limit the same? (IF CHOICE) And is that definitely YES/NO or probably YES/NO? (IF UNDECIDED) Well, in which way would you lean?

**December 2022**



**November 2023**




# Support on Potential Early Education Proposals

Here are three proposals related to early education. Please tell me if you strongly support, somewhat support, somewhat oppose or strongly oppose each one. (RANDOMIZE)

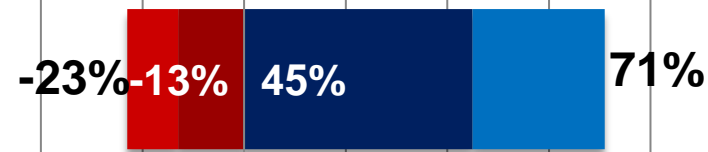
Supp-Opp    DK

Establish state funding for all-day Kindergarten in all Arizona public school districts and charters



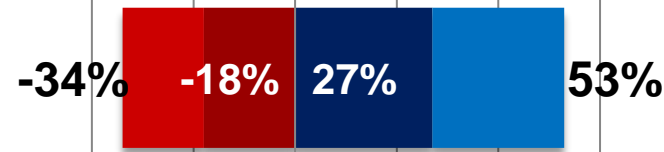
+52    13%

Establish state funding for Pre-Kindergarten programs in all Arizona public school districts and charters



+48    6%

Lower the age that students are required to start school from 1st grade to Kindergarten



+19    6%

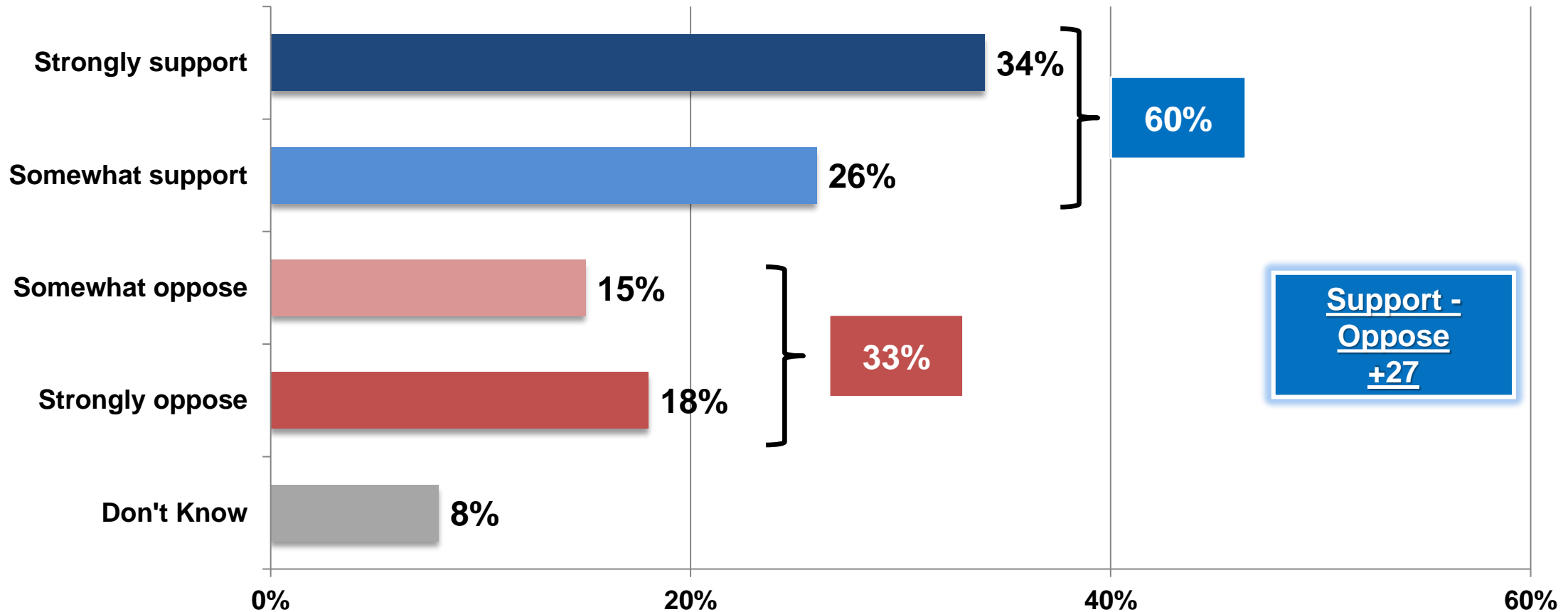
-100% -80% -60% -40% -20% 0% 20% 40% 60% 80% 100%

■ Total Oppose   ■ Strongly Oppose   ■ Strongly Support   ■ Total Support



## 6-in-10 Voters Would Support a Permanent Annual \$350 Per Child Tax Rebate

*As you may know, this year, the governor and legislature passed a one-time child tax rebate of \$350 per child, with a cost to the state of \$250 million. Would you strongly support, somewhat support, somewhat oppose or strongly oppose making this tax credit permanent for all Arizona families so that they could claim the \$350 per child tax rebate every year?*



# Support for Permanent Annual Child Tax Rebate by Key Demographics

*As you may know, this year, the governor and legislature passed a one-time child tax rebate of \$350 per child, with a cost to the state of \$250 million. Would you strongly support, somewhat support, somewhat oppose or strongly oppose making this tax credit permanent for all Arizona families so that they could claim the \$350 per child tax rebate every year?*

	All Voters	Dem	Ind/ Other	Rep	Latino	Parents	Non-Parents
<b>Strongly Support</b>	34%	52%	29%	24%	42%	38%	32%
<b>Somewhat Support</b>	26%	23%	30%	24%	20%	25%	26%
<b>Somewhat Oppose</b>	15%	11%	15%	18%	18%	13%	16%
<b>Strongly Oppose</b>	18%	8%	19%	25%	16%	18%	18%
<b>Don't Know</b>	8%	6%	7%	9%	4%	7%	8%
<b>Total Support</b>	60%	75%	59%	48%	62%	63%	58%
<b>Total Oppose</b>	32%	19%	34%	43%	34%	30%	34%
<b>Support - Oppose</b>	+27	+56	+25	+5	+28	+32	+24

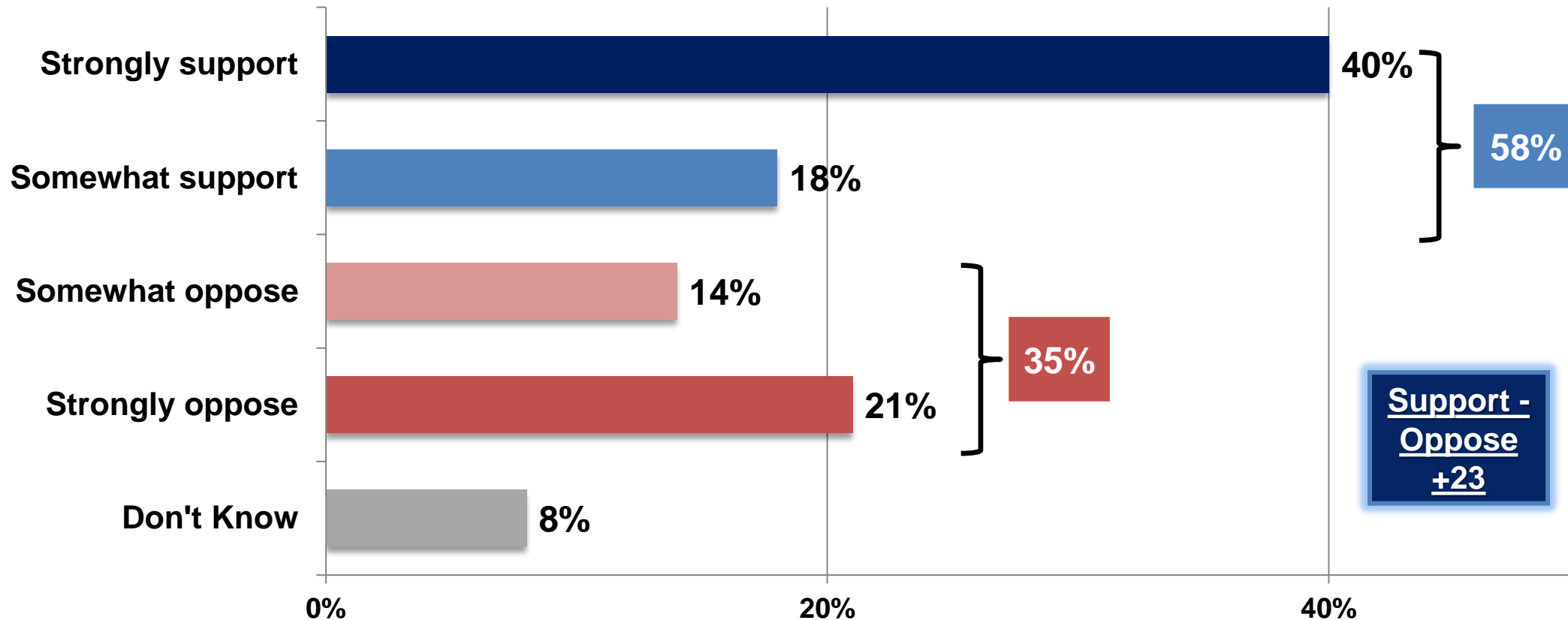


# Prison/Jail Communications

## Reforming Prison/Jail Communications

Here is a statement made by supporters of this proposal: Prison telecom corporations charge families with incarcerated loved ones up to **a dollar per minute** for a simple phone call. Preying on these families, these companies rake in **\$1.4 billion annually** and pay hundreds of millions in kickbacks to correctional agencies. As a result, 1-in-3 families with an incarcerated loved one falls into debt trying to stay connected, and of those carrying this burden, **87% are women**. Families should not have to choose between paying rent or communicating with their loved ones.

Knowing this, would you strongly support, somewhat support, somewhat oppose or strongly oppose a proposal to make telephone communications between people inside and outside of prisons and jails free in Arizona?



# For More Information, Contact:

---

**Ben Tulchin  
Corey O'Neil  
Corey Teter  
Kelsey Bullis  
Caroline Joseph**

**M (415) 613-5480  
Ben@tulchinresearch.com**

**[www.tulchinresearch.com](http://www.tulchinresearch.com)**

**220 Sansome Street, Suite 1360  
San Francisco, CA 94104**

**Follow us on Facebook and Twitter**



**[www.twitter.com/TulchinResearch](http://www.twitter.com/TulchinResearch)**



**[www.facebook.com/TulchinR](http://www.facebook.com/TulchinR)**