

ARIZONA VOTERS AND EDUCATION ISSUES

DECEMBER 2020



MOORE INFORMATION GROUP
RESEARCH • ANALYSIS • RESULTS



STAND
for children

ARIZONA

METHODOLOGY

SAMPLE

500 live interviews among a representative sample of voters in Arizona.

METHOD

Landline and cell phone interviews conducted December 8-10, 2020.

SAMPLING ERROR

Plus or minus 4% at the 95% confidence level. The margin for error is higher for subgroups, such as gender or an individual age category.



ARIZONA ELECTORATE

Philosophy		Vote History		Age	
Very Conservative	23%	0-1 of 4	44%	18-34	27%
Somewhat Cons.	13%	2 of 4	18%	35-44	14%
Moderates	36%	3 of 4	13%	45-54	15%
Liberals	24%	4 of 4	24%	55-64	17%
				65+	27%

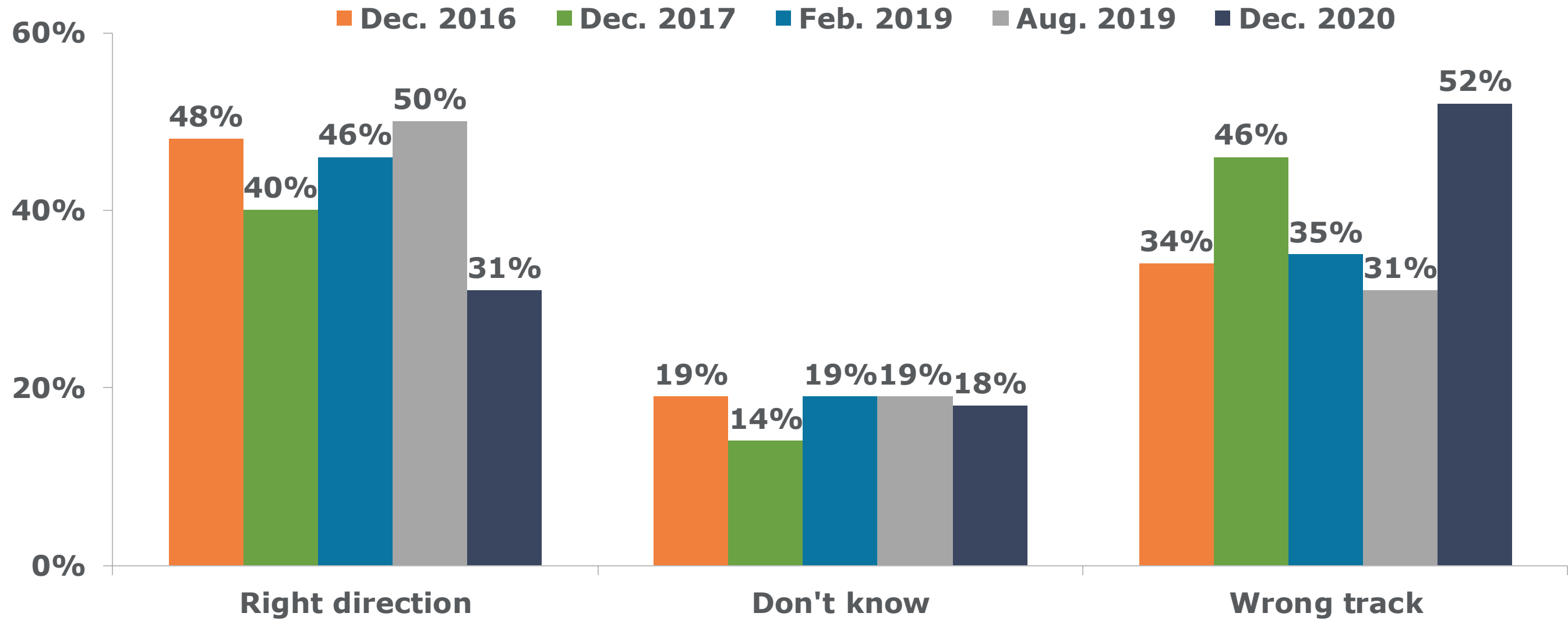
Income		Education		Ethnicity	
Less than \$35,000	13%	0-12 years	17%	Caucasians	63%
\$35,000-\$49,999	13%	13-15 years	35%	Hispanics	20%
\$50,000-\$74,999	16%	16 years	26%	African Americans	4%
\$75,000-\$99,999	12%	17+ years	19%	Native Americans	3%
\$100,000+	24%			Asians	1%
				Others	7%

Party Registration		Gender		County	
Republicans	35%	Men	48%	Maricopa	62%
Democrats	33%	Women	52%	Pima	12%
PND/others	32%			Rural/non-metro	25%



VOTER MOOD

“Do you believe things in Arizona are generally headed in the right direction, or do you think things are pretty much headed off on the wrong track?” (Q1)



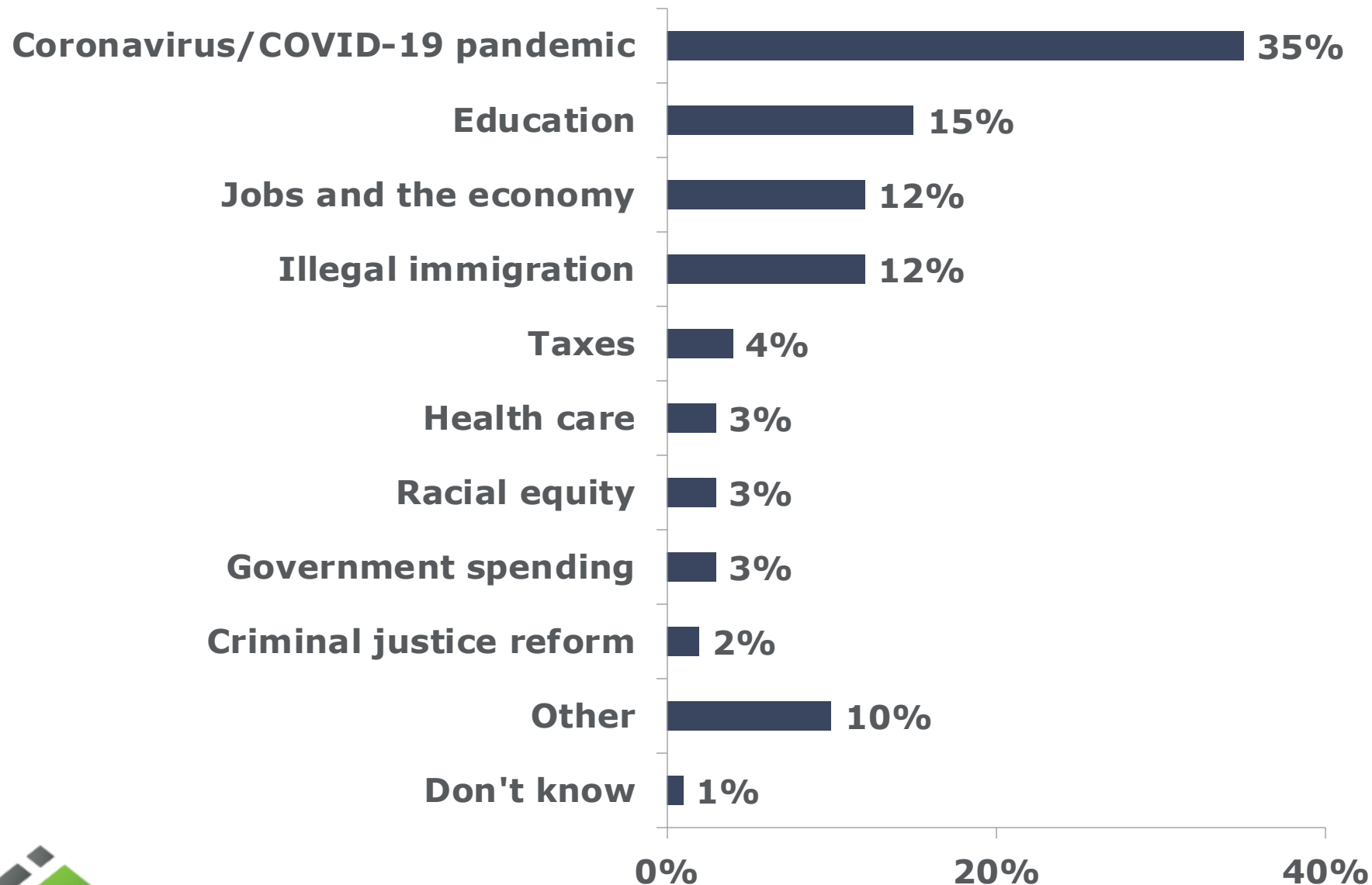
Pessimism prevails in 2020; major shift since August 2019. Pessimism is fueled by Republicans and PND/other voters, while Democrats are divided in their outlook today.



MOST IMPORTANT ISSUE IN ARIZONA: *COVID-19*

“Which one of the following, in your opinion, is the biggest problem facing the state of Arizona today?” (Q2)

COVID dominates voters’ top of mind concerns today. Education is the second leading concern. Prior to the COVID pandemic, education had topped the list consistently since 2014.



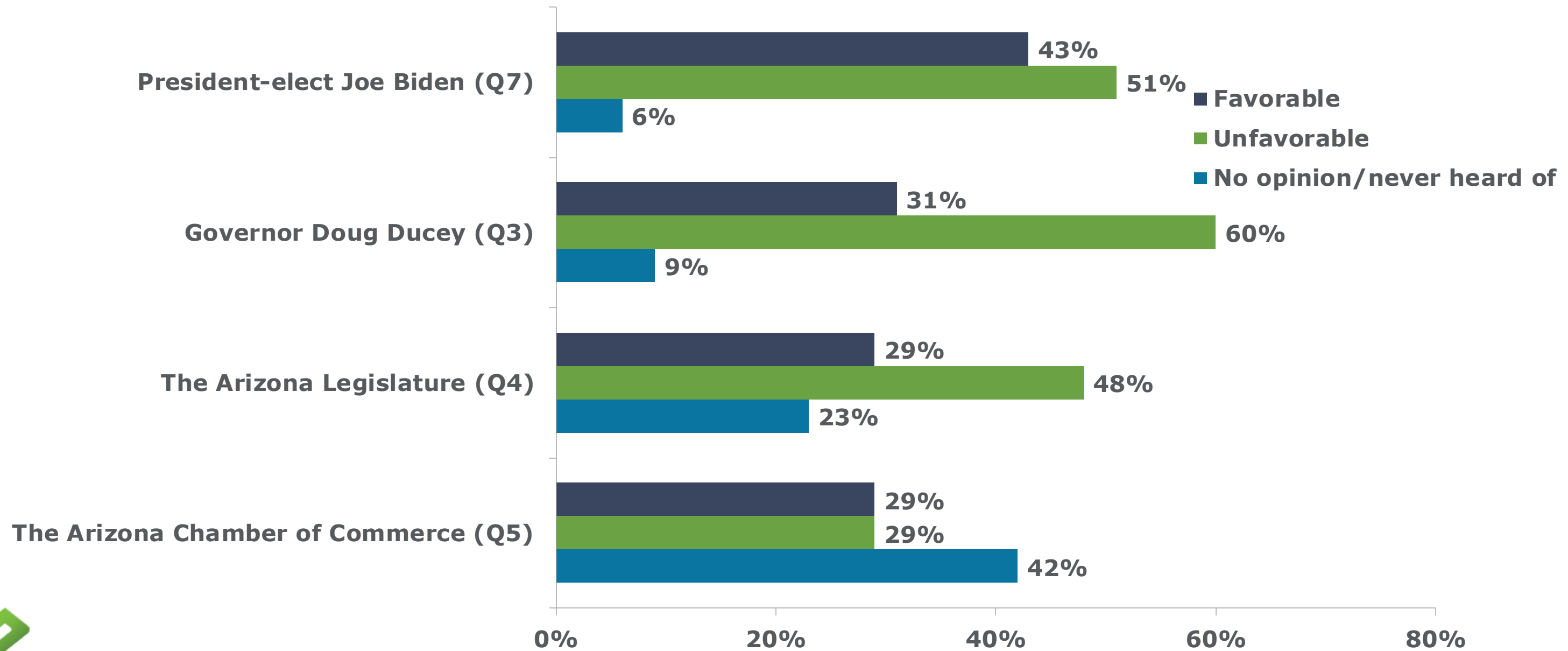
Education concerns pre-COVID
2010-2019

- Feb. 2019 40%
- Dec. 2017 40%
- Dec. 2016 46%
- June 2015 36%
- Nov. 2014 27%
- Mar. 2014 17%
- Mar. 2013 17%
- Apr. 2012 19%
- Jan. 2011 17%
- Sept. 2010 12%



IMAGES OF POLITICAL FIGURES AND POLITICAL GROUPS

“Please tell me if you have a very favorable, somewhat favorable, somewhat unfavorable, or very unfavorable impression of each of the following people and organizations. If you have no opinion of the person or organization, just say so.”



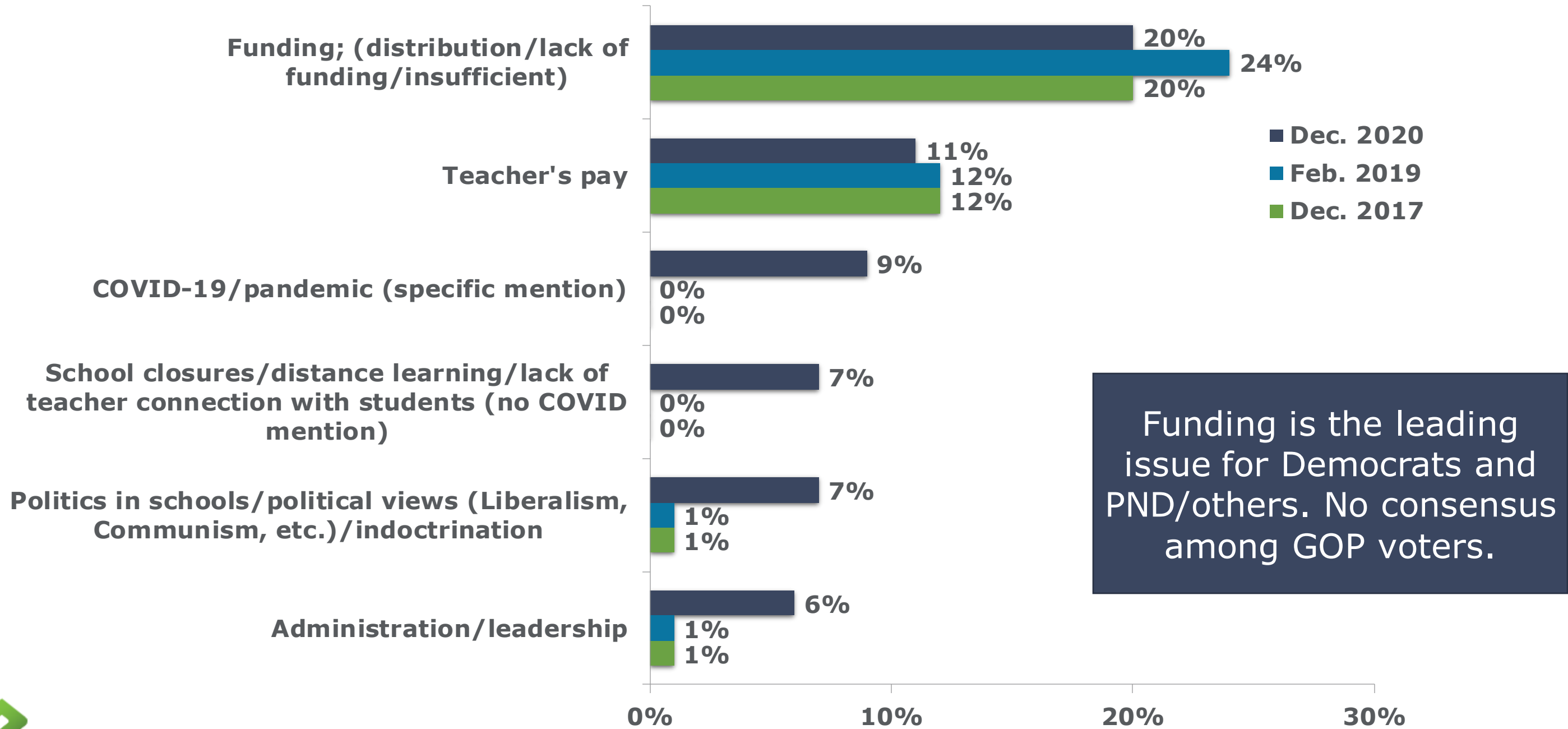
POLITICAL FIGURES AND POLITICAL GROUPS: *HISTORIC COMPARISON*

		Dec. 2017	Feb. 2019	Aug. 2019	Dec. 2020
President-elect Joe Biden (Q7)	FAV	NA	NA	NA	43%
	UNFAV	NA	NA	NA	51%
Separator					
Governor Doug Ducey (Q3)	FAV	39%	47%	49%	31%
	UNFAV	40%	36%	26%	60%
Separator					
The Arizona State Legislature (Q4)	FAV	28%	31%	36%	29%
	UNFAV	45%	35%	26%	48%
Separator					
The Arizona Chamber of Commerce (Q5)	FAV	37%	32%	NA	29%
	UNFAV	20%	18%	NA	29%



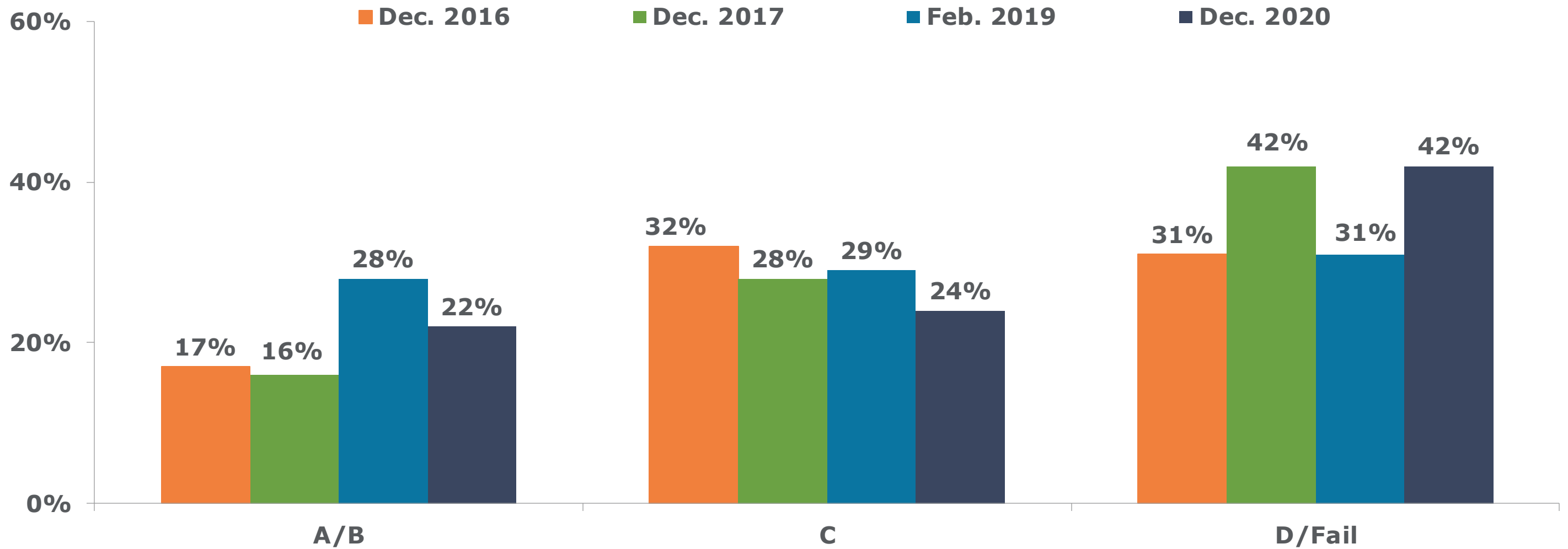
BIGGEST PROBLEM FACING PUBLIC SCHOOLS

“What, in your opinion, is the biggest problem facing public schools in your community today?” (Q11)



GRADING DUCEY ON PUBLIC SCHOOLS

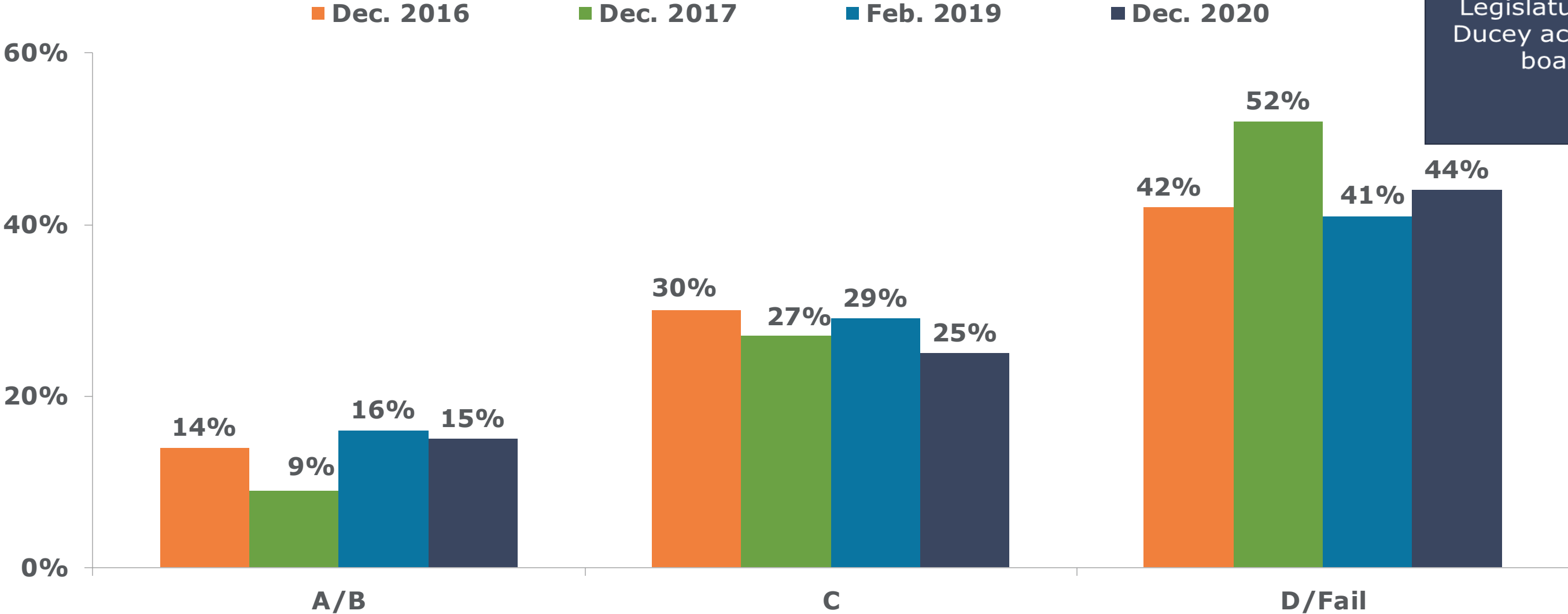
“Now, again using the grades A, B, C, D, and Fail, what grade would you give Governor Doug Ducey when it comes to helping Arizona’s public schools — A, B, C, D, or Fail?” (Q12)



GRADING AZ LEGISLATURE ON PUBLIC SCHOOLS

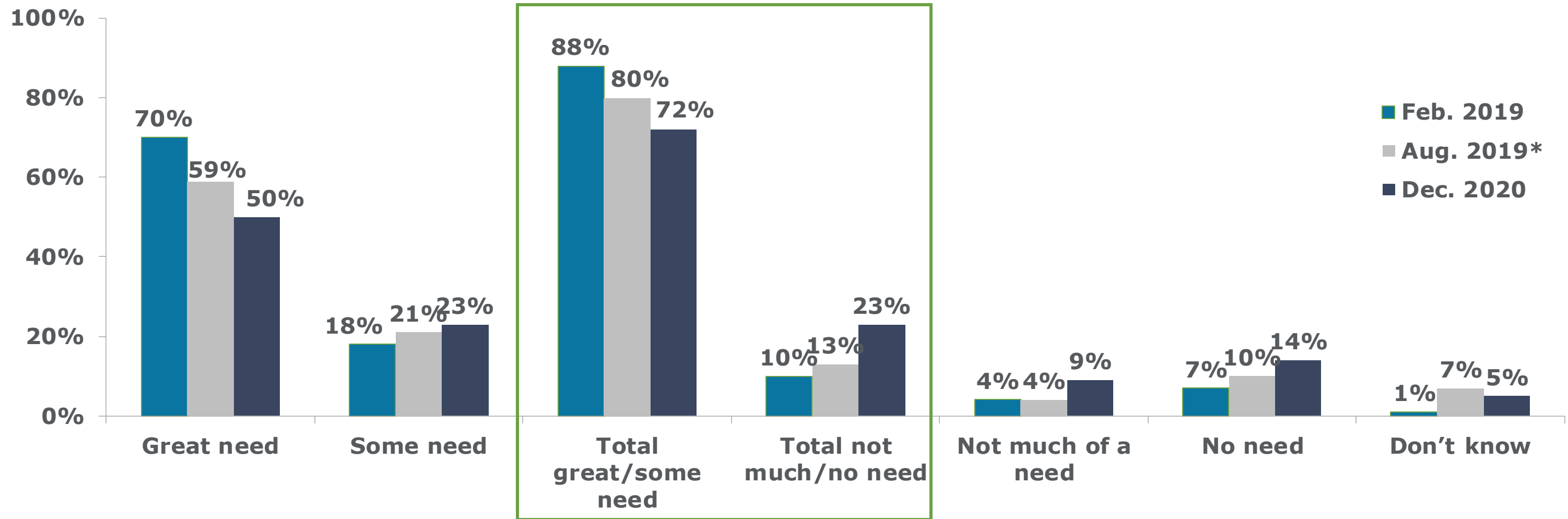
“And what grade would you give the Arizona State Legislature, when it comes to helping Arizona’s public schools — A, B, C, D, or Fail?” (Q13)

Both the Governor and Legislature receive less than stellar grades for their efforts on public schools, but voters are less impressed with the Legislature than Ducey across the board.



NEED FOR ARIZONA PUBLIC SCHOOL FUNDING

“In your opinion, how much of a need is there for additional funds for Arizona’s public schools – great need, some need, not much of a need, no need?” (Q14)

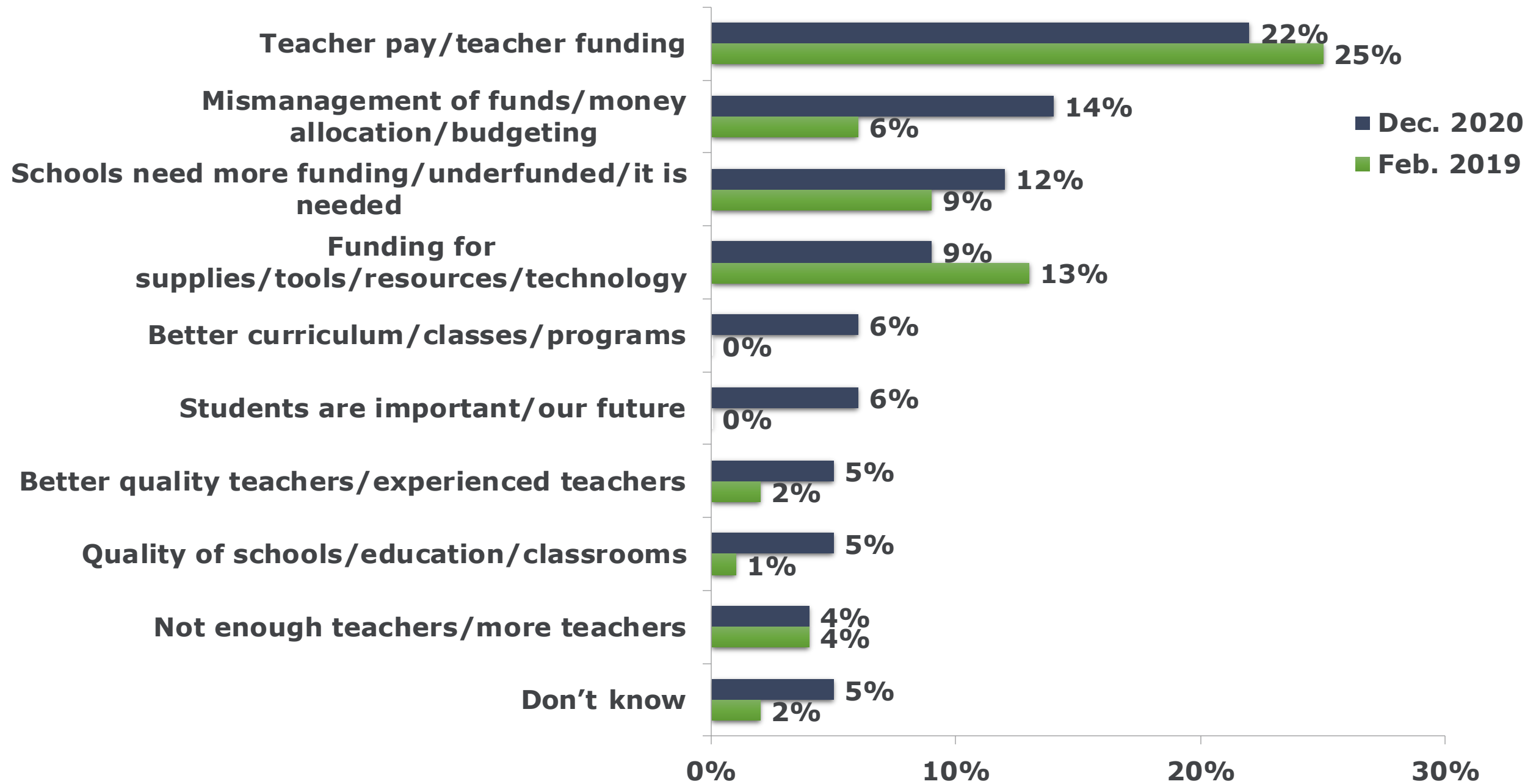


*Aug. 2019 added “Kindergarten through 12th grade” to question language.



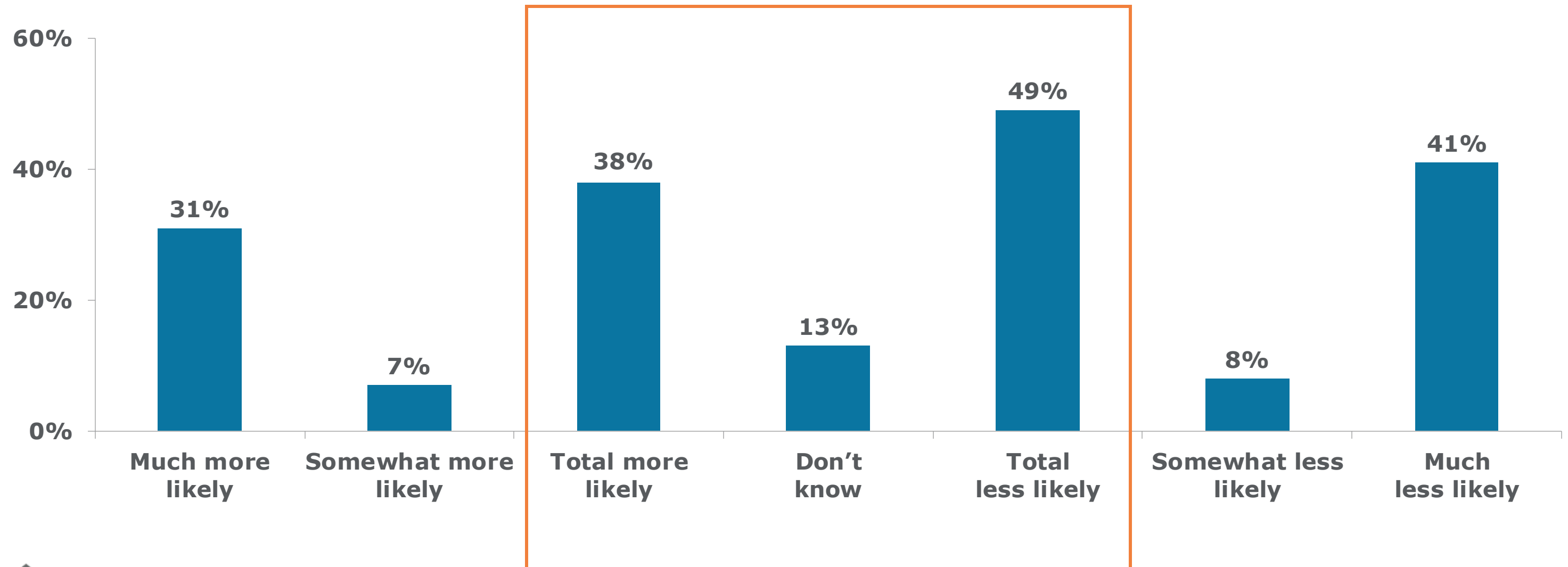
REASONS FOR ADDITIONAL PUBLIC SCHOOL FUNDS

IF GREAT/SOME NEED: "Why do you say there is a great/some need for additional funds for public schools?" (Q15.1, N=361)



IMPACT OF PROP 208 VOTE ON STATE OFFICIALS

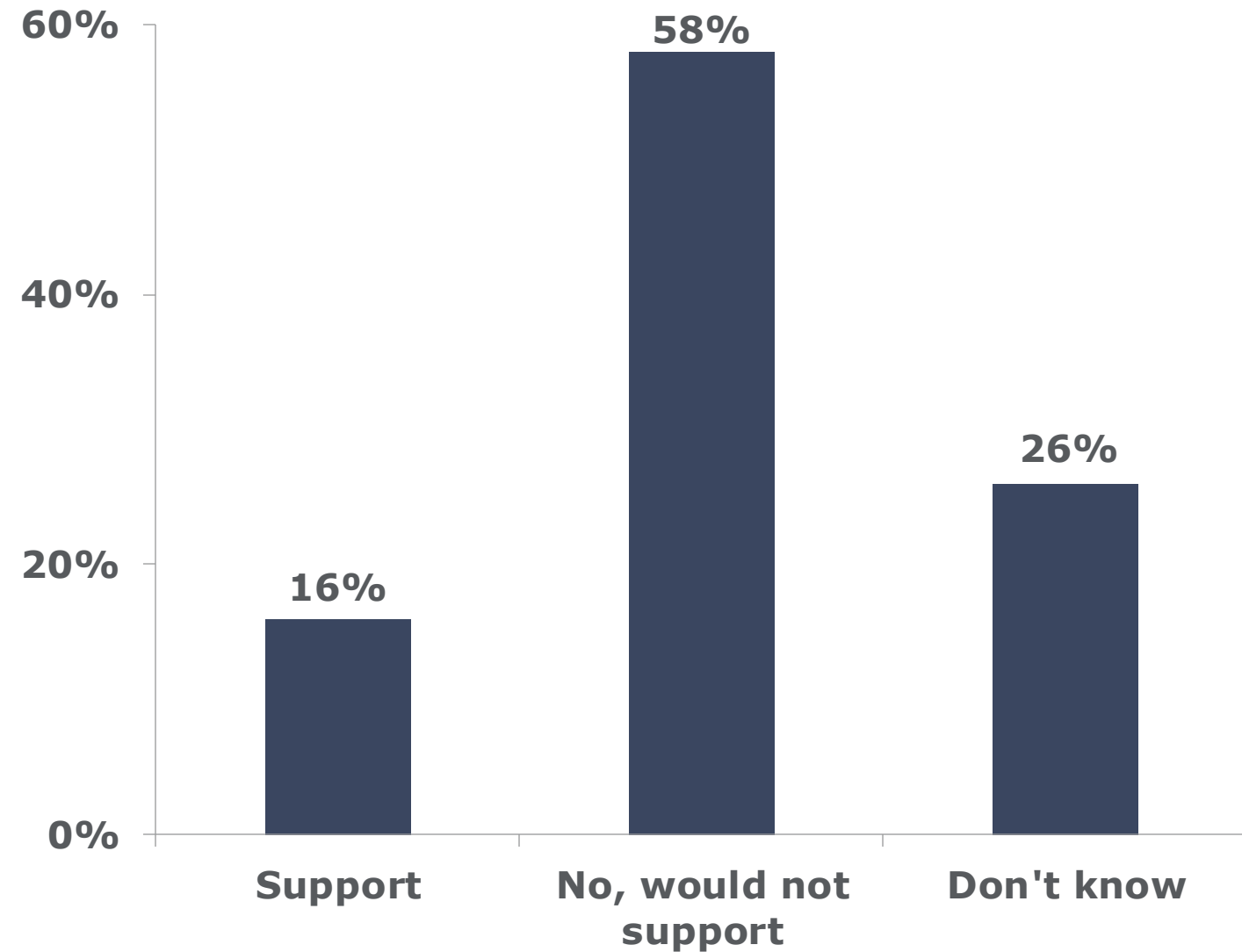
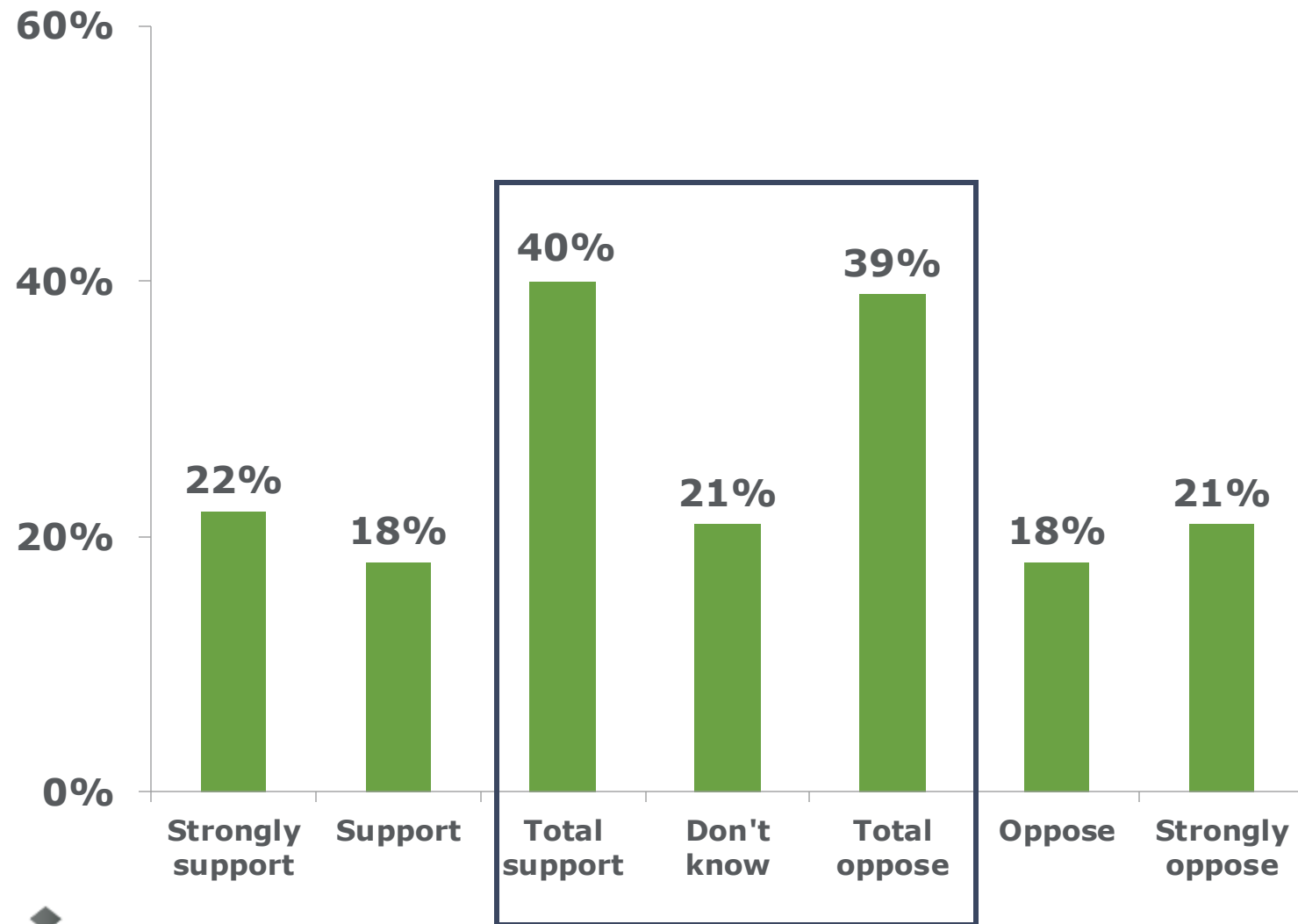
“Knowing that Arizona voters recently passed Prop 208, would you be more likely or less likely to vote for a state official who attempts to overturn it, either through a lawsuit or by referring it back to the ballot to repeal that funding?” (Q17)



CUT TAXES TO OFFSET THE IMPACT OF PROP 208?

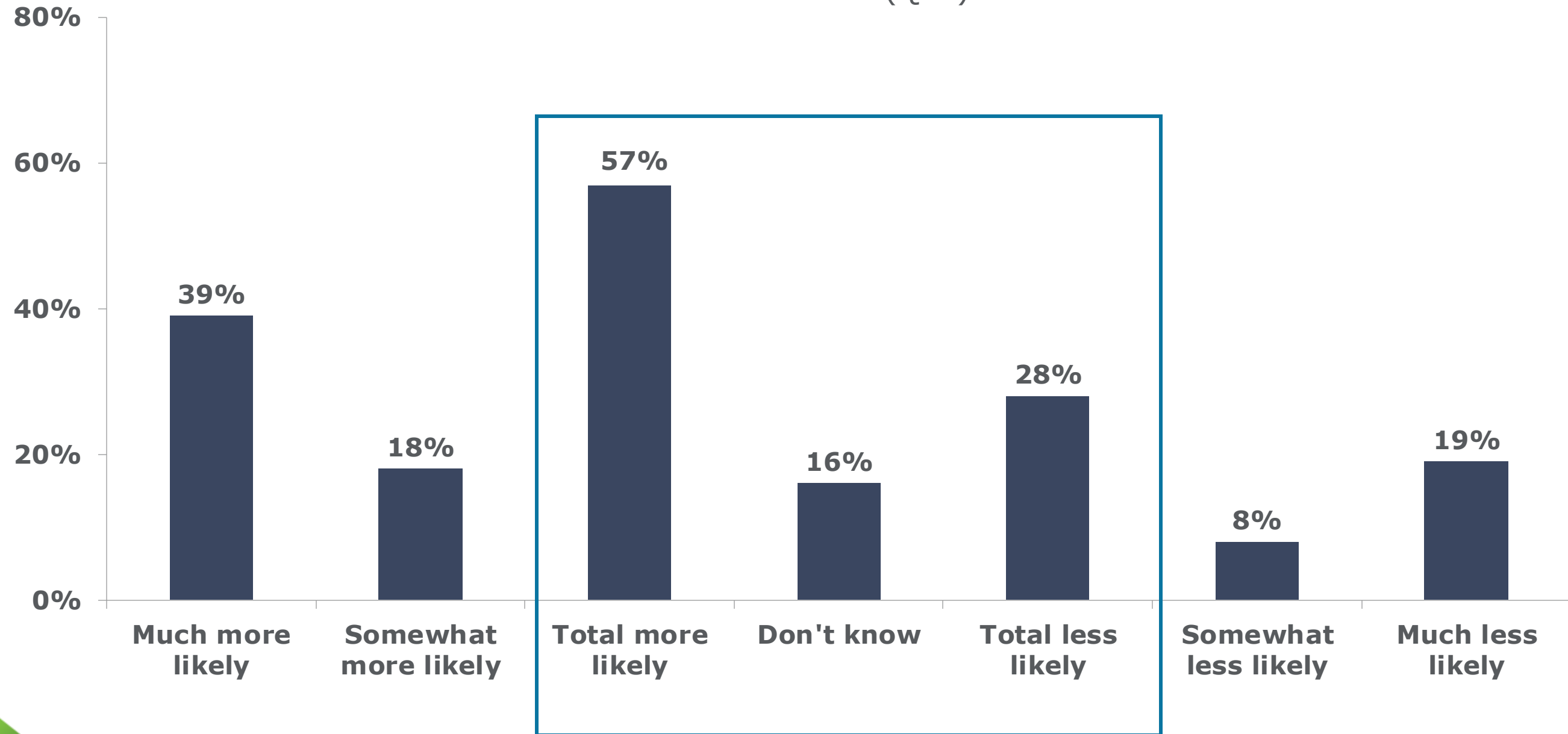
“As you may know, Prop 208 will impose a 3.5% surcharge on individuals with incomes exceeding \$250,000, and married couples with joint incomes exceeding \$500,000 to address the teacher shortage and provide additional career and job training resources. Would you support or oppose reducing taxes in other areas to offset the impacts of the tax increases imposed by Prop 208?” (Q18)

IF Q18=RESPONSE 1 OR 2 (SUPPORT): “Would you still support reducing taxes in other areas to offset the impacts of the Prop 208 tax increases if you knew education funding would also be cut?” (Q18.1)



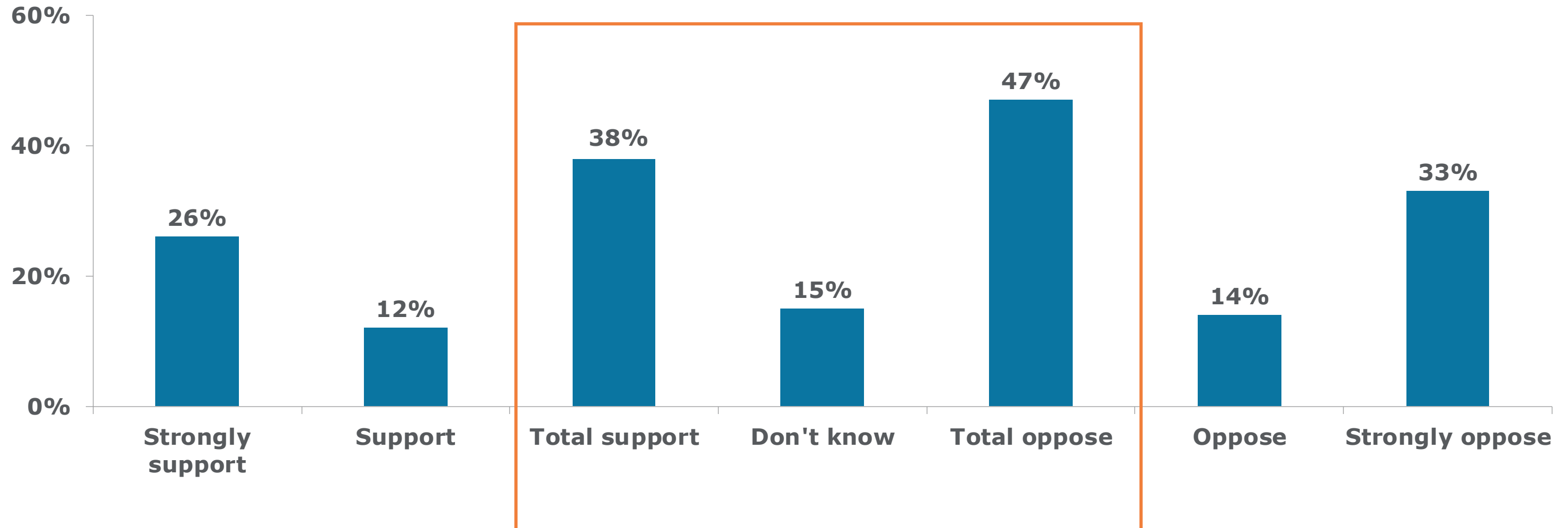
PROP 208 REVENUES WON'T IMPROVE RANKINGS

“Arizona will still rank in the bottom five states in the nation for education funding, despite the revenues generated by Prop 208. After hearing this, are you more likely or less likely to support additional funding for Arizona schools?” (Q19)



REPEAL PROP 208?

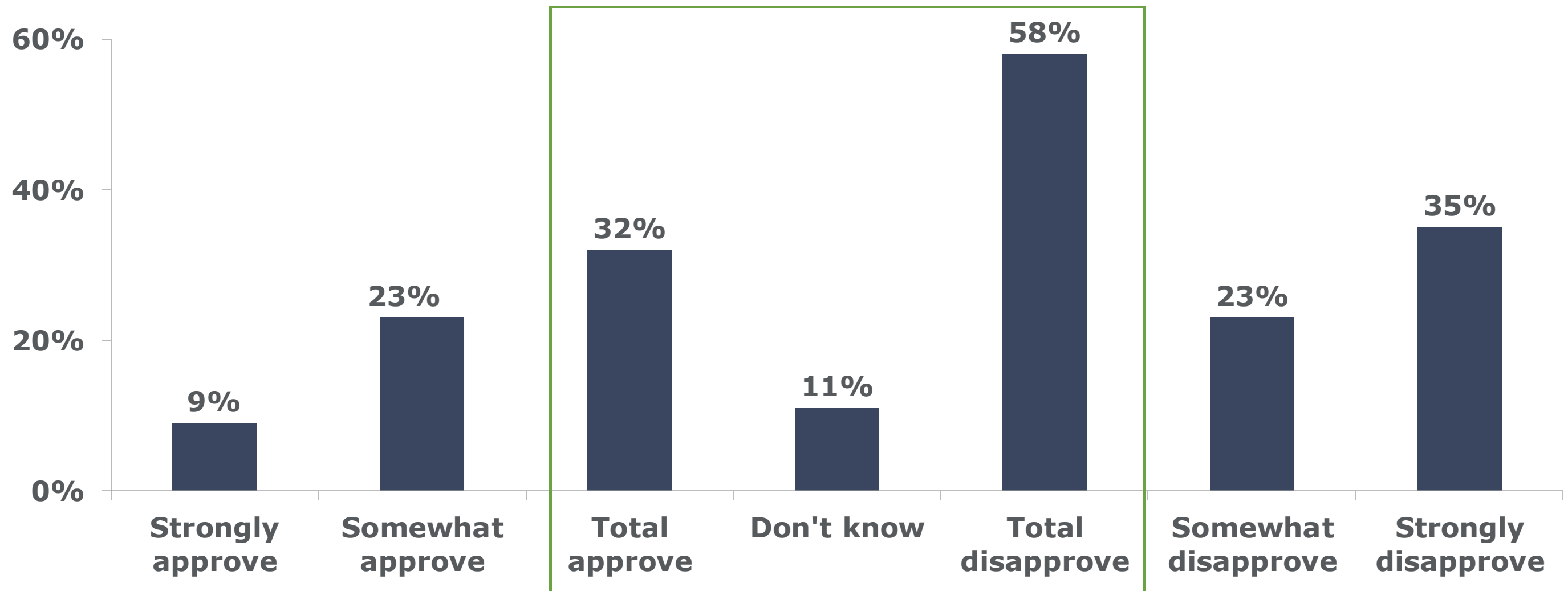
“Currently, opponents of Prop 208 are challenging its legality and launching an effort to repeal it. Based on what you know or have heard, do you support or oppose this effort to repeal Prop 208?” (Q20)



DUCEY PERFORMANCE ON COVID-19

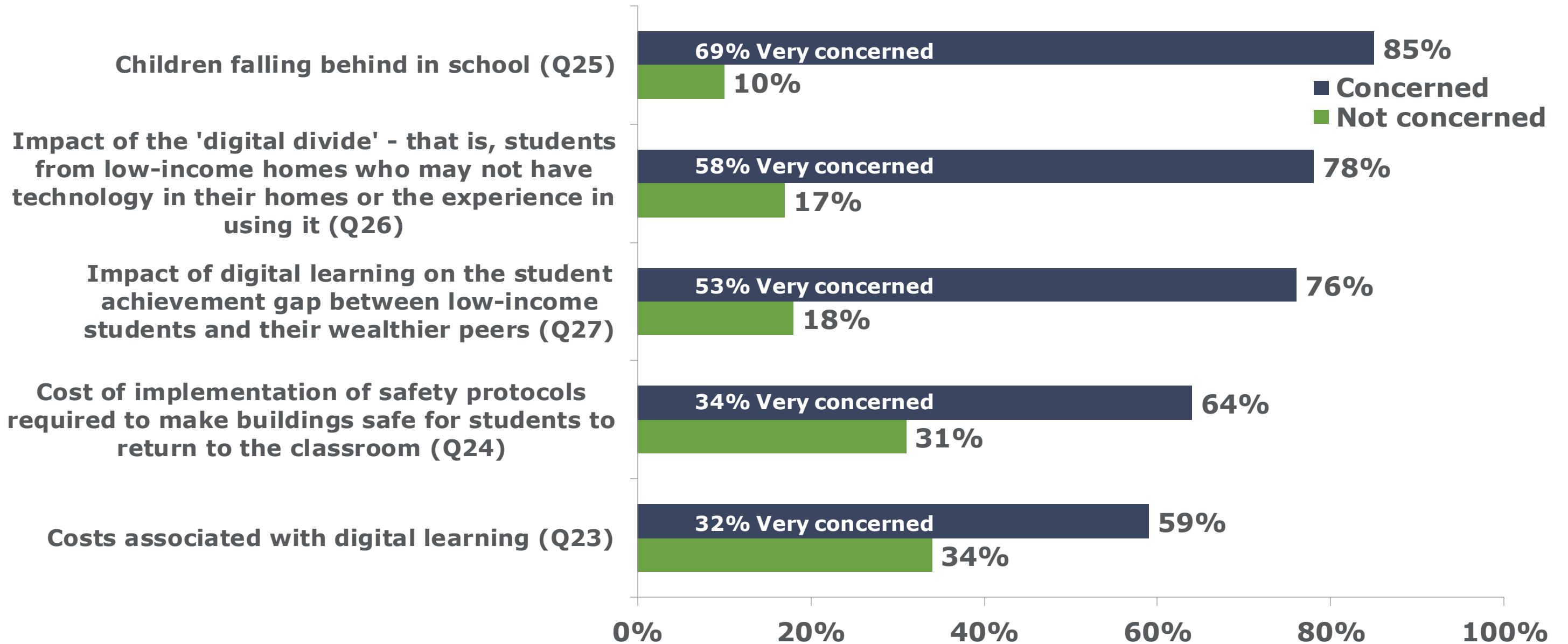
“Thinking now about COVID-19 and the impact on Arizona public schools,

Do you approve or disapprove of the job Arizona Governor Doug Ducey is doing handling the coronavirus?” (Q21)



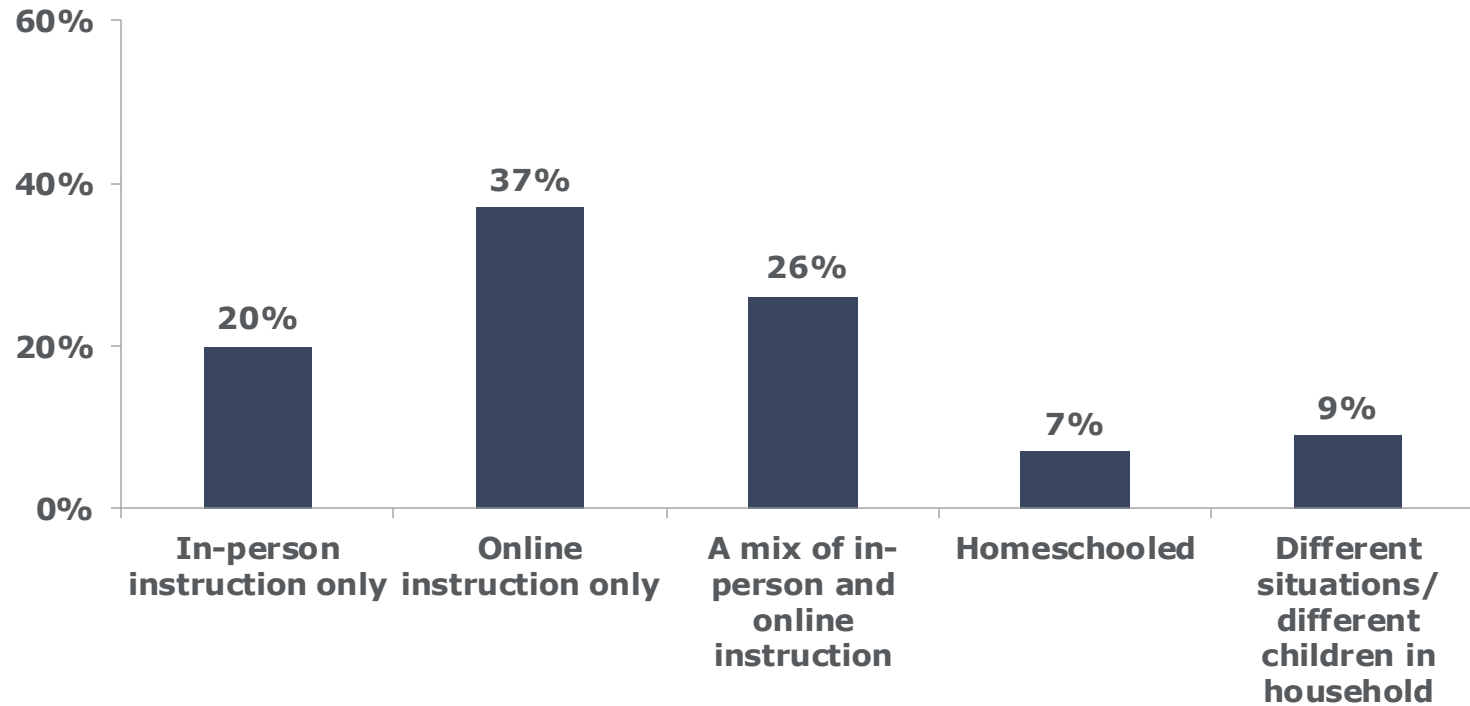
IMPACTS OF COVID PANDEMIC ON AZ PUBLIC SCHOOLS

“Please tell me how concerned you are, if at all, about each of the following potential impacts of the COVID-19 pandemic on education in Arizona.”

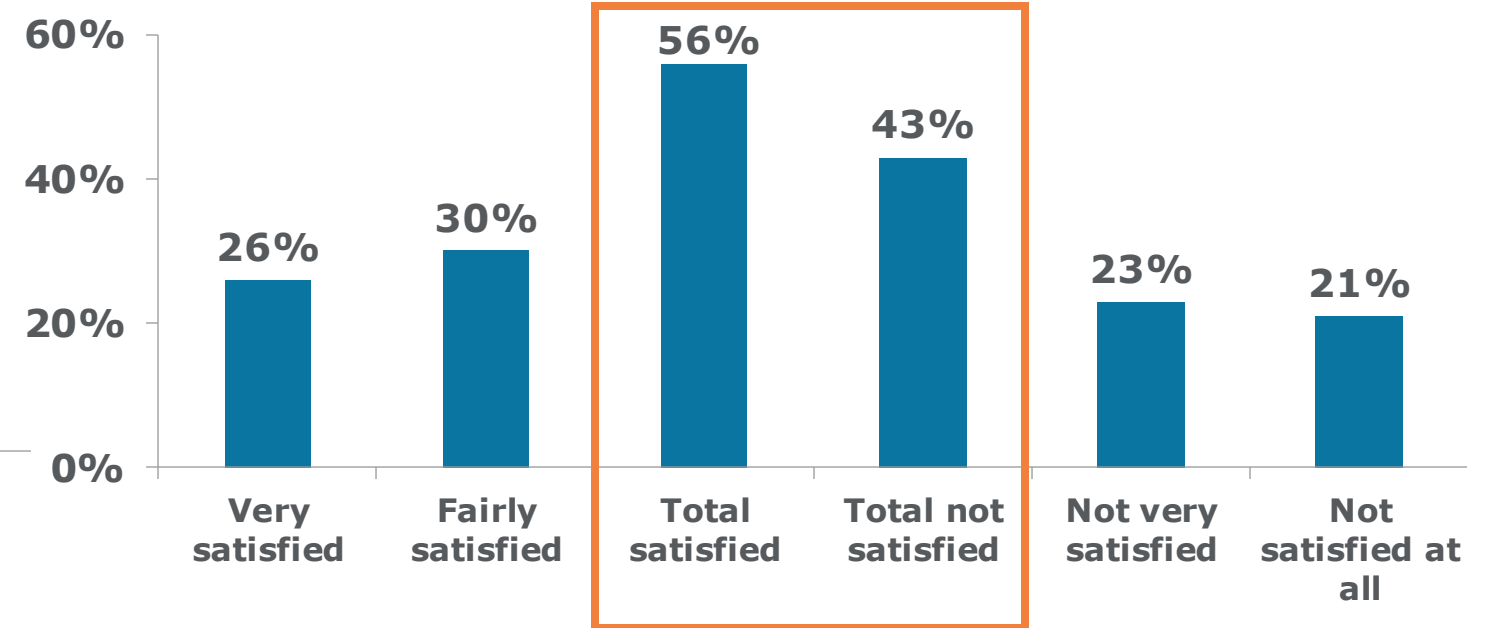


PARENT SATISFACTION WITH LEARNING DURING COVID

“What best describes the type of instruction your children are getting from school right now?” (Q30, parents only, N=131)



IF NOT HOMESCHOOLED: “Overall, how satisfied are you, if at all, with the way your children’s school has been handling instruction this Fall?” (Q31, parents only, N=109)



	Party Registration			Ethnicity			Kids/Grandkids in School?	
	Reps. (N=48)	Dems. (N=37)	PND/others (N=47)	Caucasians	Hisp. (N=35)	Others (N=27)	Yes, District	Yes, other (N=27)
In-person	29%	15%	15%	26%	14%	15%	20%	20%
Online	31%	36%	44%	35%	47%	30%	36%	39%
A mix	36%	30%	14%	22%	25%	36%	31%	12%
Homeschooled	2%	4%	14%	6%	3%	12%	3%	20%
Different situations	3%	16%	12%	9%	10%	6%	10%	10%
Don't know/NA	--	--	2%	2%	--	--	--	--

	Satisfied	Not satisfied	Net satisfied
Party registration			
Republicans (N=46)	44%	56%	-12%
Democrats (N=29)	73%	24%	+49%
PND/others (N=34)	56%	44%	+12%
Ethnicity			
Caucasians	51%	49%	+2%
Hispanics (N=30)	53%	47%	+6%
Others (N=22)	73%	24%	+49%
Kids/grandkids in school?			
Yes, district schools	56%	43%	+13%
Yes, other schools (N=19)	50%	50%	--

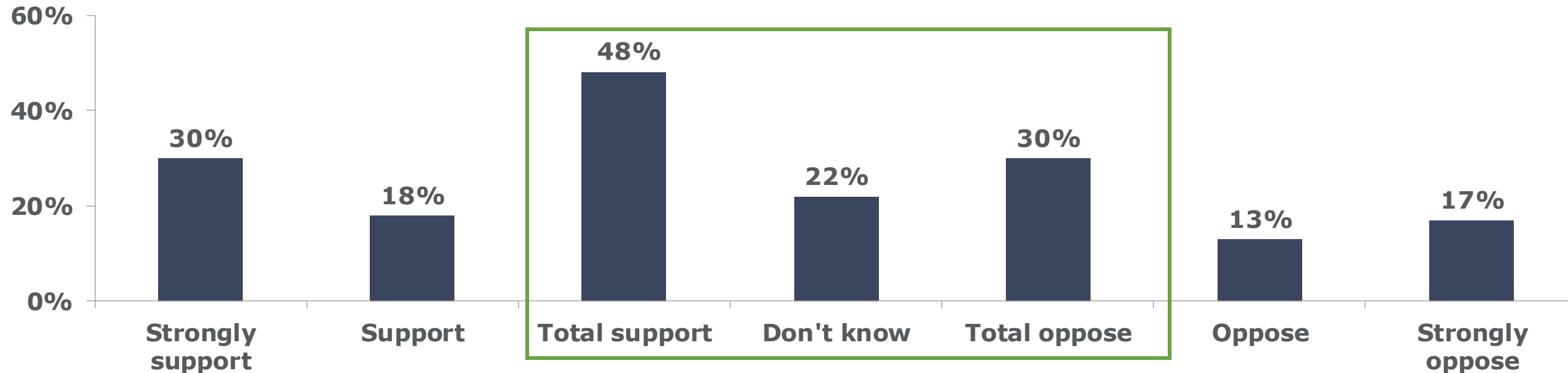


JUVENILE JUSTICE & ELIMINATING COURT FEES

“Currently in Arizona, children and their families are charged a wide array of fees associated with juvenile court, from fees for their attorney, probation, shelter, and detention, to treatment and other rehabilitation services. These fees are supposed to raise revenue for the system, but for many families, these fees are just another form of punishment. Many families simply do not have the financial means to pay these fees, so they are forced into debt, which then goes to collections. Some children decline representation by a public defender because they worry that the fees could cause financial strain on their families. Because children of color are over-policed and over-punished in the juvenile system, communities of color are disproportionately burdened with these fees.

The result is families going broke, children ending up further entangled in the court system and unable to destroy their juvenile record once they are an adult. Significant county resources are spent trying to collect debt from families who cannot afford these fees, which results in minimal revenue for county services at the expense of significant financial harm to families.

Would you support or oppose a proposal to eliminate all fees associated with juvenile court?” (Q32)



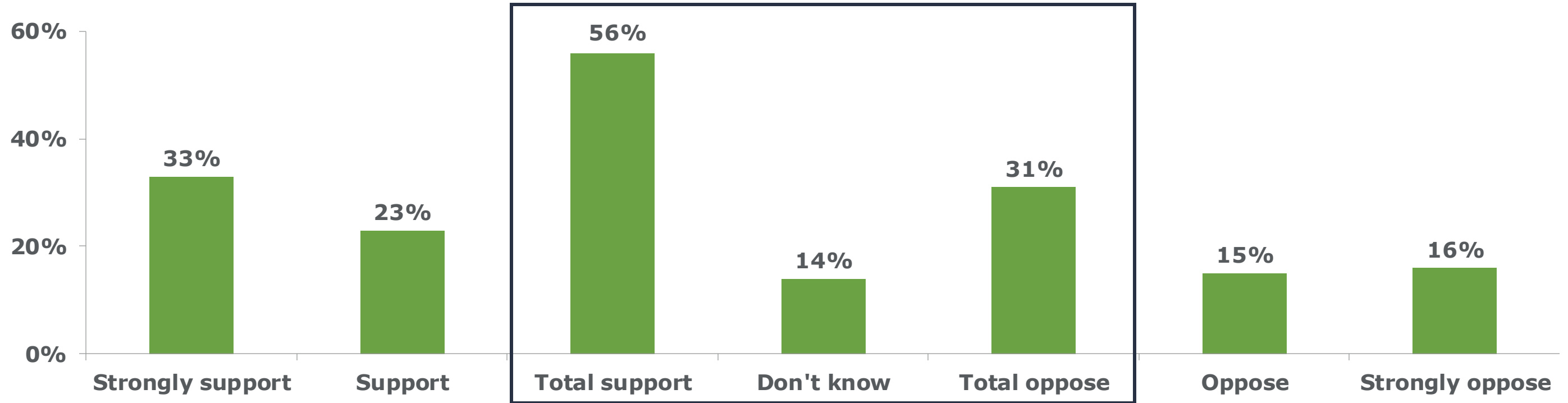
	Support	Don't know	Oppose	Net support
Party registration				
Republicans	34%	23%	43%	-9%
Democrats	67%	15%	18%	+49%
PND/others	45%	27%	28%	+17%
Ethnicity				
Caucasians	47%	21%	31%	+16%
Hispanics	56%	20%	24%	+32%
Others	45%	28%	28%	+17%

	Support	Don't know	Oppose	Net support
Kids/grandkids in school?				
No	48%	27%	25%	+23%
Yes, district schools	54%	13%	33%	+21%
Yes, other schools (N=27)	42%	32%	26%	+16%



DISCIPLINE REFORM

“Currently, Arizona public schools can use out-of-school suspension or even expulsion to discipline students as young as pre-school age. Would you support or oppose a law prohibiting the use of out-of-school suspension or expulsion for children in grades preschool to fourth grade, except in those rare cases that a child exhibits violent or sexual conduct that endangers others?” (Q33)



	Support	Don't know	Oppose	Net support
Party registration				
Republicans	53%	11%	36%	+17%
Democrats	58%	12%	30%	+28%
PND/others	56%	18%	26%	+30%
Ethnicity				
Caucasians	57%	13%	31%	+26%
Hispanics	57%	16%	27%	+30%
Others	52%	15%	33%	+19%
Kids/grandkids in school?				
No	53%	18%	30%	+23%
Yes, district schools	57%	8%	35%	+22%
Yes, other schools (N=27)	68%	12%	19%	+49%



CONTACT

This poll is an annual survey from Stand for Children Arizona is a non-profit education advocacy organization focused on ensuring all students receive a high quality, relevant education, especially those whose boundless potential is overlooked and under-tapped because of their skin color, zip code, first language, or disability.

For more information, please contact:

Rebecca Gau

Executive Director, Stand AZ

RGAU@STAND.ORG | 480-540-2003

Carlos Alfaro

Marketing & Communications Director, Stand AZ

CALFARO@STAND.ORG | 480-270-0001

